

# LANDSCAPE SERIES

SONANCE®



# LANDSCAPE SERIES

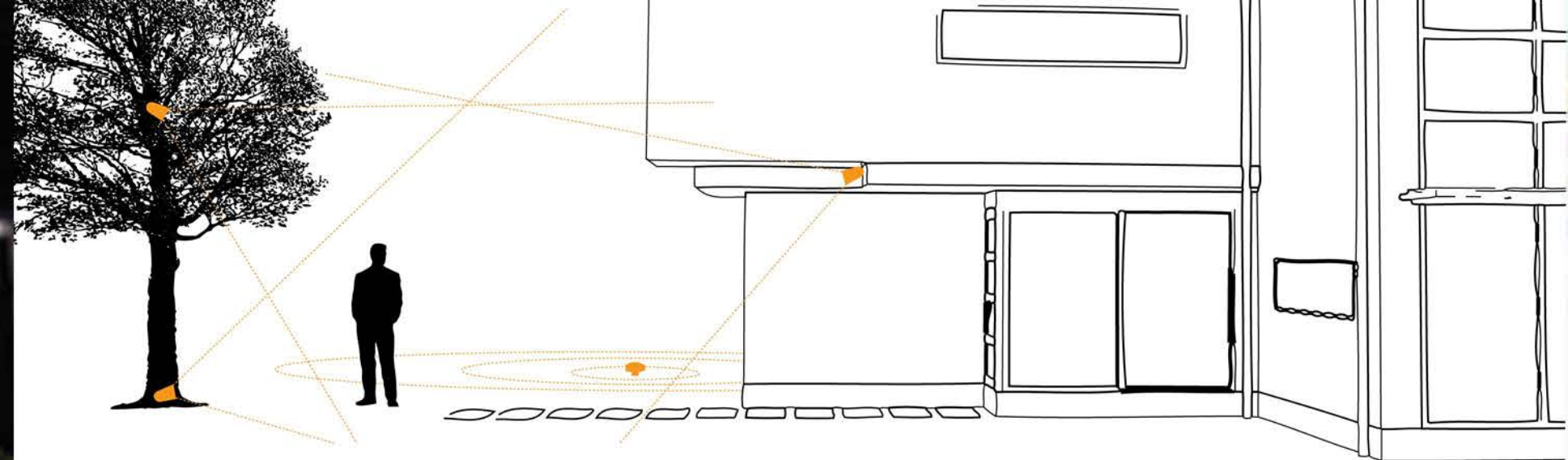
**Make the most of the great outdoors.** If you are designing an outdoor area, then you will need high quality sound. Look no further than Sonance Landscape Series: The new benchmark in outdoor audio for residential and commercial environments.

**Speakers should be heard and not seen.** Sonance Landscape Series has been designed to hide, with the LS47SAT and LS67SAT satellite speakers that are hidden underneath foliage or mounted in trees throughout the outdoor area.

**Feel the bass:** The LS10SUB or LS12SUB subwoofers are buried in the garden bed with only their metal canopy above ground and hidden by plants. For hardscape installations the HS10SUB subwoofer is designed to be built into outdoor furniture or planter boxes.

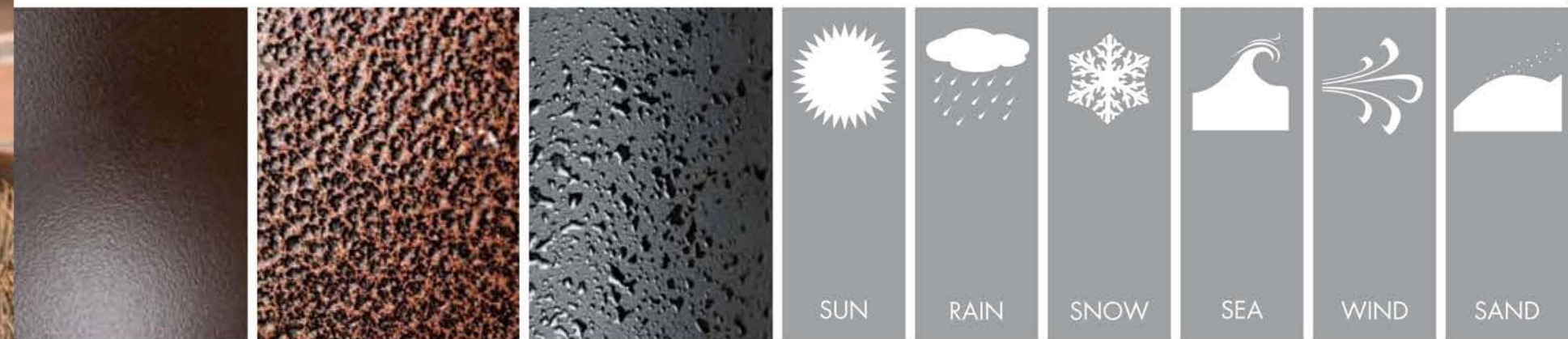
**The perfect volume, everywhere.** With Sonance Landscape Series you'll be enveloped in audiophile sound quality at the perfect listening level, no matter where you are positioned in the space; a perfectly blended sound stage that delivers uncompromised performance every time, everywhere, without hot spots or dead zones.

**Keeping the peace.** Sound containment is a critical requirement of outdoor audio system design. Sonance Landscape Series utilize directional speakers that are focused towards the desired area, minimizing sound spill, and reducing the risk of disturbance to neighbors or resort guests.



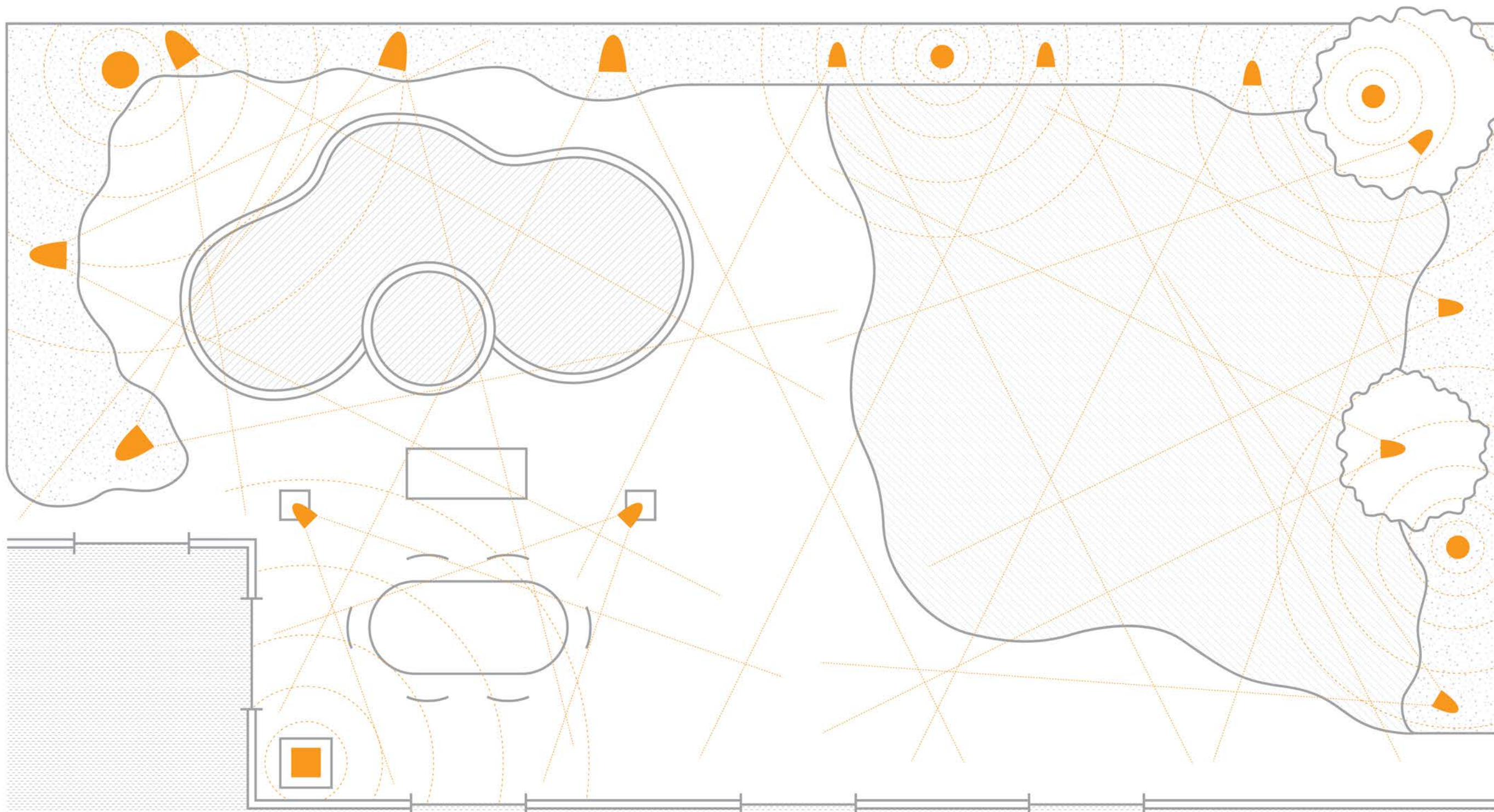
From the company who pioneered the world's first in-wall and in-ceiling speakers comes an outdoor system that delivers the same uncompromising performance combined with minimal visual impact. Whether hidden amongst plants and shrubs, placed within foliage in trees, or mounted to outdoor structures, SONANCE Landscape Series is designed to hide.

With the ability to combine mounting locations at any height, SONANCE Landscape Series blends sound seamlessly in the environment, creating the ideal ambience and musical presence and, delivering the perfect volume, everywhere, every time.

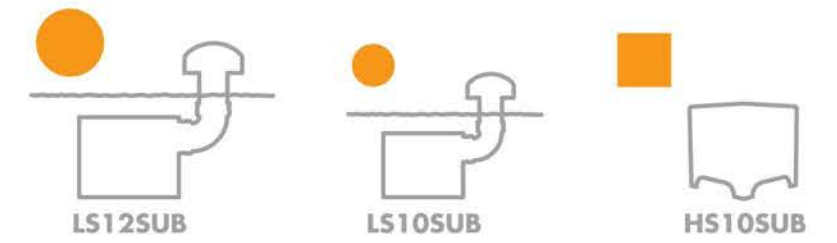


The right material for a speaker is as important as the design itself. The SONANCE Landscape Series LS47SAT and LS67SAT satellite speakers are constructed of a high quality ASA composite molded with UV-stable color that provides durability and resists chips and scratches. The HS10SUB hardscape subwoofer is constructed from high density PVC in a dark brown finish that is designed to be incorporated into furniture or planter boxes. The LS10SUB and LS12SUB in-ground subwoofers feature a textured HDPE enclosure and powder coated finish on the canopy for strength and camouflage.

SONANCE Landscape Series was designed to operate under the most extreme weather conditions: from -20° to 190° Fahrenheit (-29° to 88° Celsius). Durable and lightweight materials, triple sealed enclosures and waterproof connectors, combined with marine grade components allow SONANCE Landscape Series speakers to stand up to the harshest surf, sun, sand, snow and salt. It is this durability that will lead to years of worry-free outdoor entertainment.



## SUBWOOFERS



## SATELLITE SPEAKERS



# BENEFITS

### HIGH FIDELITY SOUND OUTDOORS

Finally, an outdoor audio system that provides true high fidelity sound. Separate speakers for different frequencies, the cornerstone of high-end audio, is achieved with the LS47SAT, LS67SAT satellite speakers, HS10SUB, LS10SUB and LS12SUB subwoofers.

### THE 70 VOLT ADVANTAGE

Landscape Series operates on a 70 Volt system that provides the flexibility to customize the design for any size installation. From small courtyards with just a few speakers, to an entire resort garden with hundreds, SONANCE Landscape Series provides the ultimate outdoor sound combined with the reliability and cost saving of a simple "daisy-chain" configuration.

### MULTIPLE ZONE CAPABLE

Just as you would have different "zones" for different rooms of your house, so too can your SONANCE Landscape Series have different volumes and even sources, in different areas of your outdoor space.

### EXPERT DESIGN, SUPERIOR RESULTS

No two gardens are alike, so an authorized SONANCE Landscape Series Dealer will provide professional design services to ensure the absolute best result is achieved.



# LS47SAT

# LS67SAT

# HS10SUB

# LS10SUB

# LS12SUB

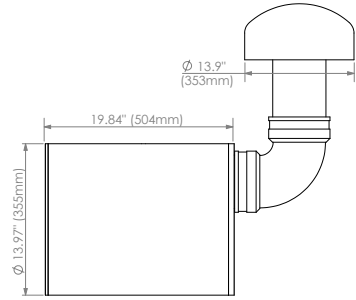
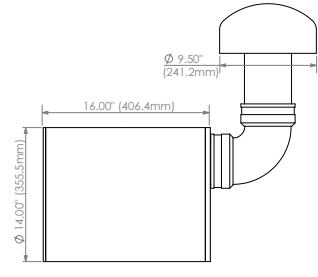
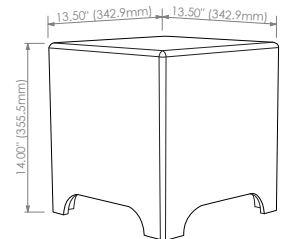
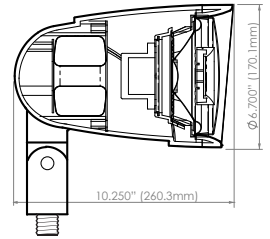
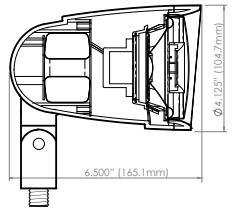
Woofer Diameter: 3.5" (88.9mm)  
 Tweeter diameter: .75" (19.0mm)  
 Frequency response: 80Hz-20kHz±3db  
 Listening Area: 60°, 10'-50' distance  
 Speaker input: 70.7volt / 25 watts  
 Weight: 2.5 lbs. (1.2Kg)

Woofer Diameter: 6" (152.4mm)  
 Tweeter diameter: .75" (19.0mm)  
 Frequency response: 60Hz-20kHz±3db  
 Listening Area: 60°, 10'-50' distance  
 Speaker input: 70.7volt / 25 watts  
 Weight: 6 lbs. (2.7Kg)

Woofer Diameter: 10" (254.0mm)  
 Frequency response: 35Hz-100Hz±3db  
 Listening Area: 2000 sq.ft.  
 Speaker input: 70.7volt / 100 watts  
 Weight: 42 lbs. (19.0Kg)

Woofer Diameter: 10" (254.0mm)  
 Frequency response: 35Hz-100Hz±3db  
 Listening Area: 2000 sq.ft.  
 Speaker input: 70.7volt / 100 watts  
 Weight: 54 lbs. (24.5Kg)

Woofer Diameter: 12" (305mm)  
 Frequency response: 25Hz-80Hz±3db  
 Listening Area: 2000 sq.ft.  
 Speaker input: 70.7volt / 100 watts  
 Weight: 70 lbs. (31.7Kg)



## ACCESSORIES

- 19" (482mm) Ground Stake
- 9" (228mm) Ground Stake
- Tree Mount
- Surface Mount

[WWW.SONANCE.COM](http://WWW.SONANCE.COM)  
 Your gateway to knowledge, with downloadable manuals, high resolution images, diagrams and a comprehensive database of our products.

212 Avenida Fabricante  
 San Clemente, CA 92672  
 (800) 582-7777  
 SONANCE® [WWW.SONANCE.COM](http://WWW.SONANCE.COM)