



BELGARD
PAVES THE WAY





WHY BELGARD®?

OUR PURPOSE IS TO MAKE OUTSIDE YOUR KIND OF BEAUTIFUL.

This goes beyond turning creativity and craftsmanship into lasting outdoor spaces. It means bringing your vision to life, together. Because with Belgard, you get more than just beautiful products, you get a partner to help you every step of the way.

#1 HARDSCAPES BRAND IN NORTH AMERICA.

For more than 20 years, Belgard has been the leader in the industry, providing the highest levels of quality and craftsmanship in our products and setting the standard for hardscapes.

Belgard.com



INNOVATION.

We have devoted over 20,000 hours each year to research and development. Explore our products and ignite your creativity with our online visualizer tool.

Belgard.com/Seeit



EXPERTISE.

Our network of Belgard Authorized Contractors are ICPI* trained to deliver superior craftsmanship.

Find a contractor or dealer:
Belgard.com/Locator



INSPIRATION.

Belgard is a proud sponsor and hardscape supplier of the HGTV® Dream Home 2018.

Belgard.com/HGTVDreamHome2018



PEACE OF MIND.

As the largest provider of hardscape products in North America, we proudly stand behind our products with a lifetime transferable limited warranty.

Belgard.com/Warranty



FLEXIBILITY.

We offer multiple financing options to help you realize your vision.

Belgard.com/BPP

*Interlocking Concrete Pavement Institute

HGTV, HGTV Dream Home, HGTV Dream Home Giveaway and their associated logos are trademarks of Scripps Networks, LLC. Used with permission; all rights reserved.



TABLE OF CONTENTS

	4	INSPIRATION
	44	PAVERS
	76	PERMEABLE PAVERS
	82	PORCELAIN PAVERS
	92	WALLS
	116	COPING, EDGERS AND STEPS
	122	OUTDOOR FIRE FEATURES AND KITCHENS
	134	TECHNISEAL®
	144	LIGHTING SOLUTIONS
	146	COLORS, TEXTURES AND STYLES
	148	UNDERSTANDING THE PROCESS
	156	PRODUCT SPECIFICATIONS

NOTE: Belgard® can not guarantee printed color swatches will match actual product. All colors shown are approximate representations of the standard product. Actual colors may vary slightly due to batch variances and environmental conditions at time of photography. Actual sizes may vary by region. Please contact your local Belgard representative for accurate samples, availability and pricing.



ON THE COVER

Lafitt Rustic Slab | Danville Blend (page 60)
Old York Border | Charcoal (page 69)
London Cobble Border | Faneuil Hall (page 62)
Celtik Wall | Silex Blend (page 98)
Weston Stone | Silex Blend (page 114)
Marina Coping | Sable Blend (page 120)

INSIDE FRONT COVER

Lafitt Rustic Slab | Danville Blend (page 60)

OPPOSITE PAGE

Provence Slab with Satura | Shenandoah (page 70)

LET US INSPIRE YOU.





PATIO INSPIRATION





The Essence of Outdoor Living.

The primary goal in designing an outdoor living room is to create a space that invites you to spend time outdoors. Whether you enjoy entertaining large groups or prefer an intimate space for curling up with a good book, Belgard® is your source for patio designs that bring the outdoors to life.

PREVIOUS SPREAD

Belair Wall | Danville Blend (page 96)

Urbana Stone | Sable Blend (page 74)

Lafitt Rustic Slab | Silex Blend (page 60)

THIS PAGE

Lafitt Rustic Slab | Silex Blend (page 60)



Follow Belgard on Pinterest at
[Pinterest.com/Belgard](https://www.pinterest.com/Belgard)

Patios

TOP

Holland Stone | Faneuil Hall (page 54)

BOTTOM

Lafitt Rustic Slab | Silex Blend (page 60)

Old York Border | Charcoal (page 69)

Mega-Arbel | Brittany Blend (page 64)

Weston Stone | Sable Blend (page 114)

Celtik Wall | Sable Blend (page 98)

OPPOSITE PAGE

Mirage Noon | Ember (page 87)

Weston Stone | Sheffield Blend (page 114)









OPPOSITE PAGE

Holland Stone | Sable Blend with Faneuil Hall Border
(page 54)

London Cobble Circle | Sable Blend (page 62)

Celtik Wall | Sable Blend (page 98)

TOP

Lafitt Rustic Slab | Silex Blend (page 60)

BOTTOM

Old York | Faneuil Hall (page 69)



OUTDOOR LIVING INSPIRATION





A Place for Creating Memories.

With Belgard® wall products and the Belgard Elements Collection™, you can create outdoor living rooms and kitchens that become the hub of activity for your family. Imagine roasting marshmallows over a crackling fire or baking a restaurant-quality wood-fired pizza in your own brick oven. Now, that's living.

Bordeaux Series
Fireplace & Wood Boxes (page 126)

Outdoor Fire Features and Kitchens

TOP

Custom Weston Stone Kitchen |
Sheffield Blend (page 114)

Bristol Brick Oven (page 131)

BOTTOM

Mega-Arbel | Sable Blend (page 64)

Belair Wall | Sable Blend (page 96)

Flagstone Fire Pit | Ashland (page 131)

OPPOSITE PAGE

Bordeaux Fireplace (page 126)









OPPOSITE PAGE

Lafitt Rustic Slab | Sable Blend (page 60)
Bristol Fireplace with Wood Boxes
(page 127)

TOP

Bordeaux Kitchen Island (page 126)

BOTTOM

Mega-Arbel | Danville Blend (page 64)
Belair Cap | Sable Blend (page 96)
Ashlar Tandem | Danville Blend (page 106)
Tandem Column Kit | Danville Blend
(page 110)
Countryside Fire Pit Kit | Allegheny
(page 130)



POOL DECK INSPIRATION





Make a Splash.

Whether bringing new life to an old pool or installing a new one, Belgard® pavers and wall products can help you create stunning poolscape designs that go beyond the water's edge to connect all of your outdoor spaces into one flowing design.

Lafitt Rustic Slab | Silex Blend (page 60)
Belair Wall Cap | Danville Blend (page 96)



Follow Belgard on Pinterest at
[Pinterest.com/Belgard](https://www.pinterest.com/Belgard)

Pool Decks

TOP

Dublin Cobble | Danville Blend (page 52)

Marina Coping | Sable Blend (page 120)

BOTTOM

Bergerac Border | Sable Blend (page 46)

Catalina Slate | Brittany Blend (page 48)

Dublin Cobble Border | Sable Blend (page 52)

Marina Coping | Charcoal (page 120)

OPPOSITE PAGE

Lafitt Rustic Slab | Danville Blend (page 60)

London Cobble Border | Faneuil Hall (page 62)

Old York Border | Charcoal (page 69)

Marina Coping | Charcoal (page 120)









OPPOSITE PAGE

Lafitt Grana | Sable Blend (page 58)

London Cobble Border | Charcoal (page 62)

Marina Coping | Sable Blend (page 120)

TOP

Mirage Quarziti 2.0 | Mountains (page 88)

BOTTOM

Catalina Slate | Danville Blend (page 48)

Celtik Wall | Silex Blend (page 98)

Marina Coping | Danville Blend (page 120)



WALKWAY INSPIRATION

A photograph of a garden walkway made of large, flat, grey stone pavers. The walkway curves through a lush garden. To the left of the path, there are several large, light-colored boulders. The garden is filled with various plants, including clumps of green grass-like plants, yellow-flowered shrubs, and taller green bushes. In the background, there are trees and a clear sky. The overall scene is a well-maintained garden with a stone path.



The Path of Enlightenment.

With dozens of styles, colors, shapes and textures to choose from, Belgard® pavers help you create walkways that not only transport you from one spot to the next, they become an outward expression of your personal sense of style.

Urbana Stone | Silex Blend (page 74)

Walkways

TOP

Provence Slab with Satura | Black Hills
(page 70)

BOTTOM

Lafitt Rustic Slab | Brittany Blend (page 60)

Old York Border | Charcoal (page 69)

Belair Wall | Danville Blend (page 96)

OPPOSITE PAGE

Catalina Slate | Danville Blend (page 48)

Old York Border | Charcoal (page 69)









OPPOSITE PAGE

Provence Slab with Satura | Niagara Gray
(page 70)

TOP

Mega-Urbana | Brittany Blend (page 67)

BOTTOM

London Cobble | Fossil Beige with
Charcoal Border (page 62)



DRIVEWAY INSPIRATION





Make a Grand Entrance.

Whether you prefer a classic look, contemporary lines, unique patterns, or old world country charm, Belgard® pavers can help you make a statement that will register the moment guests arrive at your door.

Bergerac | Brittany Blend (page 46)



Follow Belgard on Pinterest at
[Pinterest.com/Belgard](https://www.pinterest.com/Belgard)

Driveways

TOP

Cape Cobble | Silex Blend (Sealed) (page 47)

BOTTOM

Urbana Stone | Silex Blend (page 74)

Celtik Wall | Silex Blend (page 98)

OPPOSITE PAGE

Eco Dublin | Fossil Beige & Silex Blend Mix
(page 80)









OPPOSITE PAGE

Holland Stone | Silex Blend (page 54)

TOP

London Cobble | Charcoal (page 62)

BOTTOM

Old World Paver | Silex Blend (page 68)



WALL INSPIRATION





Add Dimension to Your Design.

Belgard® offers a variety of wall systems to enhance your outdoor living areas. Convert a sloped lawn into usable patio space, create dimensional gardens, build seat walls or an outdoor kitchen, define separate outdoor rooms... the possibilities are endless.

Urbana Stone | Silex Blend (page 74)
Belair Wall | Danville Blend (page 96)
Marina Coping | Silex Blend (page 120)
Bordeaux Series Fireplace
and Wood Boxes (page 126)

Walls & Columns

TOP

Diamond 9D | Silex Blend (page 104)

BOTTOM

Weston Stone | Sable Blend (page 114)

OPPOSITE PAGE

Lafitt Rustic Slab | Danville Blend (page 60)

London Cobble Border | Faneuil Hall
(page 62)

Old York Border | Charcoal (page 69)

Celtik Wall | Silex Blend (page 98)

Weston Stone | Danville Blend (page 114)

Marina Coping | Charcoal (page 120)









OPPOSITE PAGE

Ashlar Tandem | Danville Blend (page 106)

Tandem Column Kit | Danville Blend
(page 110)

Belair Wall Cap | Sable Blend (page 96)

TOP

Diamond 9D | Granite Gray (page 104)

BOTTOM

Belair Wall | Danville Blend (page 96)




ENDLESS STYLE






Find Your Perfect Product.


Whether you're looking to add some old world charm to your patio or contemporary flare to your walkway, Belgard® offers a variety of products in endless styles, shapes, colors and textures. The icons below will help guide you to the best product for your needs.




POOLS*




FIRE FEATURES



STEPS



WALKWAYS




PATIOS



DRIVEWAYS



KITCHENS



WALLS



COLUMNS

*** Pool Deck Applications:**

Lighter colors are recommended. Paver surface temperatures will fluctuate with weather conditions.

Lafitt Rustic Slab | Brittany Blend (page 60)
Mega-Arbel | Sable Blend (page 64)
Old York Border | Charcoal (page 69)
Countryside Fire Pit Kit | Ashland (page 130)

PAVERS





Pave the Way to Perfection.

CREATE EYE-CATCHING WALKWAYS, patios and driveways that express your personal sense of style. Belgard® pavers are strong, durable and environmentally friendly, helping you create beautiful spaces that will stand the test of time.

TABLE OF CONTENTS

46	BERGERAC®
47	CAPE COBBLE™
48	CATALINA™ SLATE
52	DUBLIN COBBLE® & CIRCLE
54	HOLLAND STONE
56	LAFITT® PAVER
58	LAFITT® GRANA SLAB
60	LAFITT® RUSTIC SLAB
62	LONDON COBBLE & CIRCLE
64	MEGA-ARBEL® PATIO SLAB
66	MEGA-LAFITT®
67	MEGA-URBANA™
68	OLD WORLD PAVER™
69	OLD YORK™
70	SPECIAL ORDER PROVENCE SLAB™ WITH SATURA™
74	URBANA® STONE

Lafitt Rustic Slab | Sable Blend (page 60)
Mega-Arbel | Brittany Blend (page 64)
Old York Border | Charcoal (page 69)
Celtik Wall | Silex Blend (page 98)
Weston Stone | Sable Blend (page 114)

BERGERAC®

PAVERS



Bring old-world European charm to modern design with the timeless, hand-cobbled look of Bergerac, with its dimpled surface, weathered edges and array of distinctive color blends.




Brittany Blend


AVAILABLE COLORS



Brittany Blend



Charcoal



Sable Blend

SHAPES & SIZES

4-Piece Combo



5½ x 4¾ x 2¾



5½ x 6⅝ x 2¾



5½ x 7⅞ x 2¾



5½ x 9⅞ x 2¾

SPECIAL ORDER

Bergerac Circle Kit
Bergerac 4-Piece Tumbled
Mega-Bergerac

CAPE COBBLE™

PAVERS



Cape Cobble creates a casually elegant, time-worn look with its gently distressed surface and antiqued edging. Available in an array of distinctive color blends.



Brittany Blend

AVAILABLE COLORS



Brittany Blend



Charcoal
(only available in 6 x 9)



Sable Blend



Silix Blend

SHAPES & SIZES

Rectangle



6 x 9 x 2 3/8

Square



6 x 6 x 2 3/8



Product Spotlight

Catalina™ Slate

The Catalina collection's crisp, clean lines and natural slate texture create a contemporary feel that's both eye-pleasing and comfortable. Perfect for high-traffic, pedestrian areas, the two unique modular systems offer superb design flexibility and ease of installation, with a multitude of possible laying patterns.





CATALINA™ SLATE

PAVERS



Catalina Slate combines the flexibility of modular design with the textured finish of natural slate. The three-piece system is available in two sizes for increased design flexibility.



Silex Blend


AVAILABLE COLORS



Brittany Blend



Danville Blend



Sable Blend



Silex Blend

SHAPES & SIZES


Catalina Slate Stone



6 x 12 x 2 3/8



9 x 12 x 2 3/8



12 x 12 x 2 3/8

Catalina Slate Stone Modular



3 x 6 x 2 3/8



6 x 6 x 2 3/8



6 x 9 x 2 3/8

3-Piece Slate Stone and 3-Piece Slate Modular are sold on separate pallets.



Brittany Blend


DUBLIN COBBLE® & CIRCLE

PAVERS



A true classic, the gently distressed surface and antiqued edging of Dublin Cobble creates a casually elegant, time-worn look. The Dublin Cobble Circle Kit is specifically designed to create arched and circular designs.


AVAILABLE COLORS




Brittany Blend




Danville Blend



Fossil Beige



Sable Blend




Silex Blend

SHAPES & SIZES

3-Piece Modular



$5\frac{5}{16} \times 2\frac{15}{16} \times 2\frac{3}{8}$



$5\frac{15}{16} \times 5\frac{15}{16} \times 2\frac{3}{8}$



$5\frac{15}{16} \times 8\frac{7}{8} \times 2\frac{3}{8}$

Circle Kit




$5\frac{1}{2} \times \text{variable} \times 2\frac{3}{8}$



4-Piece Modular




$5\frac{15}{16} \times 5\frac{1}{8} \times 2\frac{3}{8}$



$5\frac{15}{16} \times 5\frac{15}{16} \times 2\frac{3}{8}$



$5\frac{15}{16} \times 6\frac{1}{16} \times 2\frac{3}{8}$



$5\frac{15}{16} \times 7\frac{3}{8} \times 2\frac{3}{8}$

SPECIAL ORDER

Large Square
 $9 \times 9 \times 2\frac{3}{8}$



Brittany Blend (Sealed with Color Boost)

HOLLAND STONE

PAVERS



A classic shape, smooth surface and multiple color options make Holland Stone ideal for creating a wide variety of traditional looks. Holland Stone is also an excellent choice as a border element.



Faneuil Hall

AVAILABLE COLORS



Charcoal



Faneuil Hall



Fossil Beige



Sable Blend



Silex Blend

SHAPES & SIZES

60MM Holland Stone



$3 \frac{15}{16} \times 7 \frac{7}{8} \times 2 \frac{3}{8}$

SPECIAL ORDER

80MM Holland Stone

$3 \frac{15}{16} \times 7 \frac{7}{8} \times 3 \frac{1}{8}$



Sable Blend with Faneuil Hall border

LAFITT® PAVER

PAVERS



Lafitt Paver features one of the most natural-looking textures available in a modern paver, combining the look and feel of cut flagstone with the strength and durability of Belgard.



Sable Blend

AVAILABLE COLORS



Charcoal (6 x 9 and 6 x 6 only)



Danville Blend



Sable Blend

SHAPES & SIZES

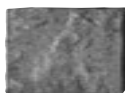
3-Piece Modular



7 1/16 x 3 3/16 x 2 3/8



7 1/16 x 7 1/16 x 2 3/8



7 1/16 x 10 5/8 x 2 3/8

6 x 9



6 x 9 x 2 3/8

6 x 6



6 x 6 x 2 3/8

3-Piece Modular, 6 x 9 and 6 x 6 are sold on separate pallets.



Danville Blend

LAFITT® GRANA SLAB

PAVERS




Lafitt Grana Slab pairs sleek contemporary style with modern design innovation. Featuring a smooth finish and large-scale units, it offers the additional option to overlay existing concrete, depending on site conditions.



Sable Blend


AVAILABLE COLORS




Brittany Blend



Danville Blend



Sable Blend




Silux Blend

SHAPES & SIZES

3-Piece Modular - 60MM



$14\frac{7}{8} \times 7\frac{3}{8} \times 2\frac{3}{8}$



$14\frac{7}{8} \times 14\frac{7}{8} \times 2\frac{3}{8}$



$14\frac{7}{8} \times 22\frac{5}{16} \times 2\frac{3}{8}$



Brittany Blend

LAFITT® RUSTIC SLAB

PAVERS



Lafitt Rustic Slab features the look and texture of cut slate paired with the versatility of larger-scale modular design. It also offers the option to overlay existing concrete, depending on site conditions.



Silex Blend


AVAILABLE COLORS



Brittany Blend



Danville Blend




Sable Blend




Silex Blend

SHAPES & SIZES


3-Piece Modular - 60MM



$14\frac{7}{8} \times 7\frac{3}{8} \times 2\frac{3}{8}$



$14\frac{7}{8} \times 14\frac{7}{8} \times 2\frac{3}{8}$



$14\frac{7}{8} \times 22\frac{7}{16} \times 2\frac{3}{8}$



Danville Blend

LONDON COBBLE & CIRCLE

PAVERS



The versatile London Cobble offers a tailored, architectural look with gently rounded corners and a domed pillowtop surface. The subtle color combinations and multiple pattern options make it ideal for crafting intricate designs.

AVAILABLE COLORS



Brittany Blend



Charcoal



Danville Blend



Faneuil Hall



Fossil Beige




Sable Blend



Sillex Blend

SHAPES & SIZES

Square



6 x 6 x 2 $\frac{3}{8}$

Rectangle



6 x 9 x 2 $\frac{3}{8}$

Circle Kit



6 x Variable x 2 $\frac{3}{8}$



Charcoal with Faneuil Hall border

MEGA-ARBEL[®]

PATIO SLAB

PAVERS

Mega-Arbel offers the look and feel of natural flagstone. With an irregular shape and false joints, it creates a random look that flows harmoniously into the surrounding landscape.



Sable Blend

AVAILABLE COLORS



Brittany Blend



Danville Blend



Sable Blend



Sillex Blend

SHAPES & SIZES

Patio Slab



15 $\frac{3}{8}$ x 21 x 2 $\frac{3}{8}$



Sable Blend

MEGA-LAFITT®

PAVERS



Mega-Lafitt features one of the most natural-looking textures available in a modular paver, combining the look and feel of cut flagstone with the strength and durability of Belgard®. Larger scale modular shapes allow for ample design flexibility.



Danville Blend

AVAILABLE COLORS



Danville Blend



Sable Blend

SHAPES & SIZES

3-Piece Modular



10 1/2 x 5 1/4 x 3 1/8



10 1/2 x 10 1/2 x 3 1/8



10 1/2 x 15 3/4 x 3 1/8

SPECIAL ORDER

Large Square
15 3/4 x 15 3/4 x 3 1/8

MEGA-URBANA™

PAVERS



Mega-Urbana's chiseled textures and contours combine with its random shapes and patterns to recall the look and feel of vintage cut stone. Mega-Urbana is offered in a versatile three-piece modular system.



Sillex Blend

AVAILABLE COLORS



Brittany Blend



Danville Blend



Sable Blend



Sillex Blend

SHAPES & SIZES

3-Piece Modular 60MM



$11\frac{13}{16} \times 5\frac{7}{8} \times 2\frac{3}{8}$



$11\frac{13}{16} \times 11\frac{13}{16} \times 2\frac{3}{8}$



$11\frac{13}{16} \times 17\frac{11}{16} \times 2\frac{3}{8}$

OLD WORLD PAVER™

PAVERS



Reminiscent of the cobbled streets of Europe, Old World Paver is crafted with a natural stone cleft finish for the look and feel of time-worn stone. Ideal for high traffic areas or for use as a border.



Sable Blend

AVAILABLE COLORS *(ALSO AVAILABLE IN CHARCOAL)*



Sable Blend



Silix Blend

SHAPES & SIZES

3-Piece Modular



5 1/8 x 7 3/4 x 3 1/8



5 1/8 x 10 1/4 x 3 1/8



5 1/8 x 12 13/16 x 3 1/8

Larger joints between pavers allow Old World Paver to be installed as a permeable paver option.

OLD YORK™

PAVERS



Old York Pavers provide a natural yet elegant look that will bring your outdoor space to life. With the appearance of weathered clay brick, Old York Pavers give you the means by which to create a unique outdoor area.



Charcoal

AVAILABLE COLORS



Charcoal



Faneuil Hall



Silex Blend

SHAPES & SIZES

Old York



3¹⁵/₁₆ x 7⁷/₈ x 2³/₈

Larger joints between pavers allow Old York to be installed as a permeable paver option.



satura™

REIMAGINE WHAT'S SET IN STONE

Provence Slab™ | Shenandoah

COLORS AND TONES PLAY A CRITICAL ROLE IN CREATING HARMONIOUS DESIGNS THAT INTEGRATE PERFECTLY WITH SATURA'S TECHNOLOGY.

We have invested considerable resources to not only expand our color palette, but to obtain levels of saturation never achieved before in concrete products. The intense saturation and finite detail are the basis for the brand name for our newest technology - Satura™.



Natural Stone



Satura Enhanced Pavers

An added benefit is the ease of installation and color consistency when compared with natural stone. Satura-enhanced pavers are available in a three piece modular system that can create many unique designs. Add a large rectangle or large square to give a sense of drama and scale to your outdoor living space.



Provence Slab™ | Niagara Gray

SPECIAL ORDER

PROVENCE SLAB™

PAVERS WITH SATURA™




Designed using our revolutionary Satura™ color technology, Provence Slab offers the most natural-looking paver on the market that emulates the look and texture of natural bluestone or ledgerrock.

CALL FOR AVAILABILITY




Niagara Gray


AVAILABLE COLORS



Black Hills




Niagara Gray



Shenandoah

SHAPES & SIZES

3-Piece Modular



7½ x 15 x 2⅜

15 x 15 x 2⅜


15 x 22½ x 2⅜

Large Square



22½ x 22½ x 2⅜

Large Rectangle



15 x 30 x 2⅜

Contact your local Belgard representative for options and availability





Shenandoah with Niagara Gray Border

URBANA® STONE

PAVERS



The chiseled texture of Urbana Stone recalls the look of vintage cut stone. The versatile 3-piece modular system offers an optional large square to add a broader range of shapes and laying patterns.



Brittany Blend


AVAILABLE COLORS



Brittany Blend



Danville Blend



Sable Blend



Silex Blend

SHAPES & SIZES

3-Piece Modular 60MM



$7\frac{7}{8} \times 3\frac{15}{16} \times 2\frac{3}{8}$



$7\frac{7}{8} \times 7\frac{7}{8} \times 2\frac{3}{8}$



$7\frac{7}{8} \times 11\frac{13}{16} \times 2\frac{3}{8}$

SPECIAL ORDER

Large Square
 $11\frac{3}{4} \times 11\frac{3}{4} \times 2\frac{3}{8}$

Larger joints between pavers allow Urbana Stone to be installed as a permeable paver option.



Silex Blend

PERMEABLE PAVERS





Be Water Wise & House Proud.

ELIMINATE STANDING WATER,

reduce erosion and lower water demand with Belgard® Permeable Pavers. Our permeable pavers allow the movement of stormwater through the surface, reducing runoff and improving water quality by filtering pollutants.

BENEFITS TO HOMEOWNERS

- Eliminate standing water and improve drainage.
- More beautiful and durable than conventional paved surfaces.
- Can include a heating system to eliminate snow and ice build-up.
- Can include a water-harvesting system to recycle stormwater for irrigation.

BENEFITS TO COMMUNITIES

- Filter water back underground to recharge local groundwater supplies.
- Clean pollutants from stormwater to improve water quality of nearby lakes and rivers.
- Reduce demands on local storm drains.
- Reduce water used for irrigation.

TABLE OF CONTENTS

78 AQUA ROC™ II

80 ECO DUBLIN®

81 TURFSTONE™

Eco Dublin | Silex Blend (page 80)

AQUA ROC™ II

PERMEABLE PAVERS



With classic appeal, Aqua Roc II offers a green solution for those who love the look of a traditional paver. Able to support heavy vehicular loads, Aqua Roc II is an excellent choice for a variety of residential needs.




Silex Blend

AVAILABLE COLORS



Fossil Beige




Silex Blend


SHAPES & SIZES

Large Unit

Half-Size Unit



$3\frac{15}{16} \times 7\frac{7}{8} \times 3\frac{1}{8}$



$3\frac{15}{16} \times 3\frac{15}{16} \times 3\frac{1}{8}$

Both sizes on one pallet



Fossil Beige

ECO DUBLIN[®]

PERMEABLE PAVERS




Eco Dublin provides an environmental solution with the contemporary modular look of cut stone, which pairs well with nearly any architectural style.



Fossil Beige & Silex Blend Mix

AVAILABLE COLORS



Fossil Beige



Silex Blend

SHAPES & SIZES

3-Piece Modular



6⁷/₈ x 3⁷/₁₆ x 3¹/₈



6⁷/₈ x 6⁷/₈ x 3¹/₈



6⁷/₈ x 10¹/₄ x 3¹/₈

TURFSTONE™

PERMEABLE PAVERS




Turfstone stabilizes soil erosion by allowing rainwater to gradually filter back into soil. Its eco-friendly design reduces run-off while allowing greenery to grow through it, creating a unique natural look.



Gray

AVAILABLE COLORS



Gray

SHAPES & SIZES

Turfstone



15 3/4 x 23 5/8 x 3 1/8

PORCELAIN PAVERS



MIRAGE®
Porcelain. Design. Sustainability



Italian Design for Outdoor Lifestyles.

BELGARD® IS EXCITED TO OFFER

exclusive product collections to our versatile line of outdoor paving materials. Mirage® Porcelain Pavers are authentic Italian-designed porcelain pavers that meet the most aggressive durability standards. Porcelain pavers can be used in a variety of application, including creative walkways, contemporary pool surrounds and gorgeous patio areas.

TABLE OF CONTENTS

84	ARDESIE
85	ESPRIT
86	NAU
87	NOON
88	QUARZITI 2.0
90	UNICO

Quarziti 2.0 | Waterfall (page 88)

ARDESIE

STONE FINISH




Ardesie captures the elegance of natural stone in a contemporary way. The end result is a slate-like look with the durability of porcelain. Expect the wide range of color variation that is inherent in natural slate.




African Stone

AVAILABLE COLORS



African Stone
AD 03 NAT – V4




Island
AD 02 NAT – V3



Vulcan
AD 05 NAT – V3

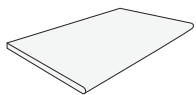
SHAPES & SIZES



23.54 x 23.54 x 3/4

SPECIAL ORDER

Unico



12.99 x 23.54 x 3/4

*See page 90
for full product
information.*



Spacers are recommended for all porcelain paver installations. PLEASE NOTE: For vehicular applications, must be a mortar install over a concrete slab.

ESPRIT

STONE FINISH



Esprit offers a soft, luxurious interpretation of natural stone with subtle natural veins and a refined texture that creates an elegant, understated look.



Lagos Gray

AVAILABLE COLORS



Lagos Gray
EP 03 ST – V2

SHAPES & SIZES



23.54 x 23.54 x 3/4



Spacers are recommended for all porcelain paver installations.
PLEASE NOTE: For vehicular applications, must be a mortar install over a concrete slab.

NAU

WOOD FINISH



Nau interprets the character of reclaimed wood on a durable porcelain paver. Available in either squares or planks, Nau creates outdoor living spaces with distinctive urban flair.




Fado

AVAILABLE COLORS



Fado
NA 01 RD - V2

SHAPES & SIZES



7.80 x 47.17 x 3/4



Spacers are recommended for all porcelain paver installations. PLEASE NOTE: For vehicular applications, must be a mortar install over a concrete slab.

NOON

WOOD FINISH



Noon is a contemporary expression of the simple life. The collection combines the warmth of natural wood with the elegance of glossy wood, incorporating all the extraordinary technical characteristics of porcelain stoneware: timeless and fearless.



Ember


AVAILABLE COLORS



Charcoal
NN 05 NAT - V4



Daylight
NN 01 NAT - V4




Ember
NN 02 NAT - V4




Honey
NN 03 NAT - V4

SHAPES & SIZES



7.80 x 47.17 x $\frac{3}{4}$

SPECIAL ORDER



11.73 x 47.17 x $\frac{3}{4}$




Spacers are recommended for all porcelain paver installations. PLEASE NOTE: For vehicular applications, must be a mortar install over a concrete slab.

QUARZITI 2.0

STONE FINISH



Quarziti 2.0 is an interpretation of stone that incorporates a gentle shading effect to recreate the authentic diversity of natural elements. A variety of modular shapes offer ultimate design flexibility.




Waterfall


AVAILABLE COLORS



Glacier
QR 01 NAT - V3



Mountains
QR 02 NAT - V



River
QR 04 NAT - V3



Waterfall
QR 03 NAT - V3

SHAPES & SIZES

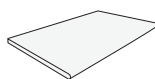


23.54 x 23.54 x 3/4"



17.64 x 35.35 x 3/4"

Unico



12.99 x 23.54 x 3/4"

See page 90
for full product
information.

SPECIAL ORDER
Modular*



11.73 x 23.54 x 3/4"



23.54 x 35.35 x 3/4"

* Modular pieces sold as a pair only.



Spacers are recommended for all porcelain paver installations. PLEASE NOTE: For vehicular applications, must be a mortar install over a concrete slab.



UNICO

STEP AND COPING



Two installation needs, a single solution. UNICO, size 12.99" x 23.54" x 3/4", is processed on both sides, on one side it has a rounded edge and on the other a square edge.

An extremely versatile special piece, which can be used both as a step and as a special piece for swimming pools, with bullnose edge or straight edge, both colored along the side.




SIZE

12.99 x 23.54 x 3/4"
Double sided special trim




ROUNDED EDGE




STRAIGHT EDGE

AVAILABLE COLORS




SPECIAL ORDER
Ardesie
Island AD 02 NAT




SPECIAL ORDER
Ardesie
African Stone AD 03 NAT




SPECIAL ORDER
Ardesie
Vulcan AD 05 NAT




Quarziti 2.0
Glacier QR 01 NAT



Quarziti 2.0
Mountains QR 02 NAT



Quarziti 2.0
Waterfall QR 03 NAT



Quarziti 2.0
River QR 04 NAT



Quarziti 2.0 Porcelain Paver & Unico Coping in Mountains with Waterfall Border

WALLS





The Building Blocks of Greatness

ANCHOR WALL SYSTEMS

The leading brand of wall systems bring function and fashion to your home. Whether you're creating retaining walls, outdoor living areas or seating walls, each of our wall systems is designed to work in harmony with your landscape.

Wall Innovations By



TABLE OF CONTENTS

- 94** AB® COLLECTION
- 95** AB EUROPA® COLLECTION
- 96** BELAIR WALL®
- 98** CELTIK® WALL & CELTIK® WALL PIER KIT
- 100** DIAMOND® 9D
- 102** DIAMOND PRO®
- 103** DIAMOND PRO® PS
- 104** MEGA-TANDEM™ (MSRW®)
- 106** TANDEM® WALL
- 110** TANDEM® COLUMN KIT
- 112** U START BASE BLOCK®
- 114** WESTON STONE™

Diamond 9D | Silex Blend (page 100)

AB® COLLECTION

RETAINING WALLS




With the look of split stone, the AB Collection blends naturally into any terrain to address various grade changes and create stunning landscapes. Use block sizes individually, or blend sizes to create an ashlar pattern.




Sable Blend

AVAILABLE COLORS




Danville Blend




Desert Rose




Granite Gray



Natural



Sable Blend



Sheffield Blend

SHAPES & SIZES

AB Classic
6° Setback



8 x 18 x 12

AB Jumbo Junior
6° Setback



8 x 9 x 9 1/2

AB Corner



8 x 16 x 8

AB Cap



4 x 17 1/2 x 12

SPECIAL ORDER

AB Stone
12° Setback*



8 x 18 x 12

*Available in Granite Gray only

AB® EUROPA COLLECTION

RETAINING WALLS



The unique weathered texture of the AB Europa Collection captures the beauty of the European countryside. Use block sizes individually, or blend them in the AB Abbey pattern to create a hand-woven look.



Sable Blend

AVAILABLE COLORS



Danville Blend



Sable Blend



Sheffield Blend

SHAPES & SIZES

AB Dover
6° Setback



8 x 18 x 10 ½

AB Palermo
6° Setback



8 x 9 x 9 ½

AB Barcelona
6° Setback



4 x 18 x 10 ½

AB Bordeaux
6° Setback



4 x 9 x 10 ½

AB Europa
Corner



8 x 16 x 8

AB Europa
Cap



4 x 17 ½ x 12

BELAIR WALL®

FREESTANDING / RETAINING WALLS



Belair Wall offers the sophisticated appearance of chiseled stone and is ideal for a variety of landscaping uses, as well as constructing outdoor living rooms, fire features and kitchens.



Danville Blend

AVAILABLE COLORS



Danville Blend



Sable Blend



Silix Blend

SHAPES & SIZES

6" Retaining Wall



6 x 8 x 8



6 x 16 x 8



6 x 16 x 8
w/microjoint

Cap End



3 x 8 x 13 1/2

Wall End



6 x 8 x 11

6" Freestanding Wall



6 x 8 / 6 x 11



6 x 16 / 14 x 11

Corner/Column



6 x 16 x 8

Cap



3 x 7/8 x 13 1/2

Wall Innovations By



ANCHOR™
WALL SYSTEMS



Silex Blend

CELTIK® WALL

FREESTANDING / RETAINING WALLS



Quarried textures and natural hues give Celtik Wall the classic look of a European garden wall, making it ideal for contouring landscapes and constructing custom outdoor living spaces.

AVAILABLE COLORS



Danville Blend



Sable Blend



Sheffield Blend



Sillex Blend

SHAPES & SIZES

90MM Retaining Wall



$3\frac{1}{16} \times 8\frac{7}{8} \times 6\frac{7}{8}$



$3\frac{1}{16} \times 8\frac{7}{8} \times 10\frac{7}{16}$



$3\frac{1}{16} \times 8\frac{7}{8} \times 13\frac{3}{16}$



$3\frac{1}{16} \times 8\frac{7}{8} \times 17\frac{1}{8}$

135MM Retaining Wall



$5\frac{5}{16} \times 8\frac{7}{8} \times 6\frac{7}{8}$



$5\frac{5}{16} \times 8\frac{7}{8} \times 10\frac{7}{16}$



$5\frac{5}{16} \times 8\frac{7}{8} \times 13\frac{3}{16}$



$5\frac{5}{16} \times 8\frac{7}{8} \times 17\frac{1}{8}$

90MM Freestanding Wall



$3\frac{1}{2} \times 5\frac{1}{2}$ Front/
 $3\frac{3}{8}$ Back x 9



$3\frac{1}{2} \times 7\frac{1}{4}$ Front/
 $5\frac{1}{2}$ Back x 9



$3\frac{1}{2} \times 9\frac{1}{4}$ Front/
 $7\frac{1}{2}$ Back x 9



$3\frac{1}{2} \times 11\frac{1}{8}$ Front/
 $9\frac{3}{8}$ Back x 9

135MM Freestanding Wall



$5\frac{1}{4} \times 5\frac{7}{16}$ Front/
 $3\frac{1}{16}$ Back x 9



$5\frac{1}{4} \times 7\frac{7}{16}$ Front/
 $5\frac{1}{4}$ Back x 9



$5\frac{1}{4} \times 9\frac{3}{16}$ Front/
 $7\frac{5}{16}$ Back x 9



$5\frac{1}{4} \times 11\frac{1}{16}$ Front/
 $9\frac{3}{16}$ Back x 9

Radian Multi-Piece Cap*



$3\frac{1}{2} \times 8\frac{7}{8}$ Front/
 $6\frac{1}{2}$ Back x 12



$3\frac{1}{2} \times 11\frac{3}{4}$ Front/
 $9\frac{1}{2}$ Back x 12



$3\frac{1}{2} \times 14\frac{3}{4}$ Front/
 $12\frac{1}{2}$ Back x 12

Cap



$3\frac{1}{2} \times 15\frac{3}{4} \times 12$

3" Pier kit
2' x 2' x 3'

Celtik Pier Kit is
only available in
90mm size.

Column cap sold
separately





Sheffield Blend

DIAMOND® 9D

FREESTANDING / RETAINING WALLS



The rough-hewn distressed look and easy installation system have made Anchor Diamond 9D a favorite for residential wall projects. The system is topped with a coordinating cap unit.

AVAILABLE COLORS



Danville Blend



Granite Gray



Sable Blend



Sheffield Blend



Silex Blend

SHAPES & SIZES

*Diamond 9D Large



6 x 17 ¾ x 9

**Diamond 9D Small/Medium



6 x 5 7/8 x 9



6 x 11 7/8 x 9

6" Stone Cut Corner



6 x 16 x 8

3" Universal Cap



3 x 17 ¼ / 12 x 10 ¾

Step Unit



6 x 16 x 12

*Diamond 9D Large on 1 pallet,

**Diamond 9D Small/Medium on 1 pallet,

†6" FSW Large



6 x 18/16 x 9

†6" FSW Small/Medium



6 x 6/4 x 9



6 x 12/10 x 9

†6" FSW Large on 1 pallet,

†6" FSW Small/Medium on 1 pallet,

Wall Innovations By



ANCHOR™
WALL SYSTEMS



Sable Blend

DIAMOND PRO[®]

RETAINING WALLS



Diamond Pro features the distressed look of the Diamond wall system and is the ideal choice for larger projects. Architects and engineers choose the Diamond Pro retaining wall system to create flexible, cost effective solutions for a broad range of residential retaining wall projects.



Sable Blend

AVAILABLE COLORS




Danville Blend



Granite Gray



Sable Blend



Sheffield Blend

SHAPES & SIZES

Block



8 x 18 x 12

Corner



8 x 18 x 9

4" Universal Cap



4 x 17 1/4 / 12 x 10 3/8

XL™ Cap



3 x 18 / 12 x 13

Wall Innovations By



ANCHOR[™]
WALL SYSTEMS

DIAMOND PRO® PS

RETAINING WALLS



Contractors choose Diamond Pro wall systems due to their time-tested strength. Diamond Pro PS utilizes a pin system as a location device in installation.



Danville Blend

AVAILABLE COLORS



Danville Blend



Granite Gray



Sable Blend



Sheffield Blend

SHAPES & SIZES

Block



8 x 18 x 12

Corner



8 x 18 x 9

4" Universal Cap



4 x 17 1/4 / 12 x 10 3/8

Anchor™ Pins



5" L x .05" dia.

Wall Innovations By



ANCHOR™
WALL SYSTEMS


Available in Victorian™ Face only.

MEGA-TANDEM™ MSRW®

MASS SEGMENTAL RETAINING WALL



With the natural appearance of hand-chiseled stone, the Mega-Tandem MSRW system is an innovative and versatile system capable of building large straight or curved retaining walls.



Silex Blend

AVAILABLE COLORS



Danville Blend



Silex Blend

SHAPES & SIZES

Front Unit



12 x 24 x 3

Connectors



22 $\frac{5}{16}$ Connector
Supports gravity
walls up to 6'



41 $\frac{5}{16}$ Connector
Supports gravity
walls up to 10'

Cap Unit



3 $\frac{1}{4}$ x 24 x 15



Danville Blend



Product Spotlight Tandem® Wall

The Tandem family of products is a revolutionary platform that showcases the Stone-like aesthetic that homeowners prefer while offering job site efficiencies contractors need. A complete system, with column kit and modular grid, Tandem provides versatility to complement any outdoor living space.





ASHLAR TANDEM™

RETAINING WALLS



Ashlar Tandem provides the look and feel of chiseled stone with the easy installation of the Tandem Wall platform. Virtual joints and multiple sizes allow for a seamless connection between units.



Silex Blend

AVAILABLE COLORS



Danville Blend



Sable Blend



Silex Blend

SHAPES & SIZES

*Ashlar Tandem™
Unit 1



7 x 13³/₁₆ x 2 5⁵/₈

*Ashlar Tandem™
Unit 2



7 x 15¹³/₁₆ x 2 5⁵/₈

*Ashlar Tandem™
Unit 3



7 x 18⁷/₁₆ x 2 5⁵/₈

Cap Unit



3 1/4 x 24 x 15

8" Connecting
Member



U Start
Base Block®



18⁷/₁₆ x 12 x 3 1/2

*See page 112
for full product
information.*

* Ashlar Units 1, 2, & 3 come mixed on one pallet.



Silex Blend

TANDEM® COLUMN KIT



Tandem Column Kit is an innovative, versatile system that can be used to create attractive, easy to install and durable columns. Great for use in residential and light commercial hardscape projects.



Silex Blend

AVAILABLE COLORS



Danville Blend



Sable Blend



Silex Blend

SHAPES & SIZES

Tandem Column Kit includes 2 Steel Cages, 2 Bags of clips, & Ashlar Tandem™ Veneer Units




Ashlar Tandem™
Column Veneer



Column Grid
Height 42"



Connector



Lafitt Tandem™
Column Cap
24 x 24 x 3¼
(Sold Separately)



U Start Base Block®
18⅞ x 12 x 3½
(Sold Separately)

See page 112
for full product
information.



See the installation video at
[Beldgard.com/Tandem](http://Belgard.com/Tandem)



Start with Column Grid



Use connector to attach Tandem Veneers to grid



Repeat step 2 and fill with $\frac{3}{4}$ " crushed rock until column is complete



Silex Blend

U START BASE BLOCK®

WALL ACCESSORY




One of Belgard's latest innovations, U Start Base Block is a universal base course for landscaping walls that promotes cost savings and installation time efficiency.



Celtik Wall in Sheffield Blend utilizing U Start Base Block

SHAPES & SIZES


Can be used with AB® Collections, Celtik® Wall, Diamond® 9D, Diamond Pro® and Tandem® Wall.




Base Block
18⁷/₁₆ x 12 x 3¹/₂




Base Block with Tandem Wall



Prep Site



Install Base Course



Install the Wall



Tandem Wall in Danville Blend utilizing U Start Base Block

WESTON STONE™

FREESTANDING / RETAINING WALLS



The flexibility of Weston Stone is unmatched. With the look of natural tumbled stone, this double-sided wall is ideal for garden walls, pillars, outdoor kitchens, planters and fire features.



Sable Blend

AVAILABLE COLORS




Danville Blend



Sable Blend



Sheffield Blend



Sillex Blend

SHAPES & SIZES

Universal



4 x 8 x 12



Sheffield Blend

COPING, EDGERS AND STEPS





Dive into the Details.

WHETHER CHISELED AND BRAWNY

or smooth and precise, it's the finishing touches - like driveway curbs, patio steps and pool coping - that make the final statement.

TABLE OF CONTENTS

- 118** ANGLIA EDGER®
- 119** LANDINGS™ STEP UNIT
- 120** MARINA™ COPING

Marina Coping | Charcoal (page 120)

ANGLIA EDGER®

EDGERS




The Anglia Edger curb unit features a chiseled finish and tapered edges to provide the perfect complement to driveways, patios, walkways and flower beds. Larger units allow for a reduced number of joints.



Silex Blend

AVAILABLE COLORS



Danville Blend



Fossil Beige



Silex Blend

SHAPES & SIZES

4-Piece Modular



8 x 17 $\frac{7}{8}$ x 4 $\frac{1}{2}$



8 x 15 $\frac{1}{2}$ x 4 $\frac{1}{2}$



8 x 10 $\frac{1}{2}$ x 4 $\frac{1}{2}$



8 x 7 $\frac{7}{8}$ x 4 $\frac{1}{2}$

LANDINGS™ STEP UNIT

STEPS



With the look of quarried limestone, the Landings Step Unit can be used as a standalone feature or integrated into a hardscape project to add grand style to landscape level changes.



Sable Blend

AVAILABLE COLORS



Danville Blend



Natural



Sable Blend

SHAPES & SIZES

Step Unit



6 x 48 x 18

MARINA™

COPING



Marina Coping features a smooth surface and can be used as a finishing accent for an array of outdoor living features, including pools, steps, seat walls, outdoor kitchen counters, foot ledges, and more.



Sable Blend

AVAILABLE COLORS




Brittany Blend



Charcoal



Danville Blend



Sable Blend



Silex Blend

SHAPES & SIZES

Marina Coping



5¹⁵/₁₆ x 11¹³/₁₆ x 2³/₈



Silex Blend

OUTDOOR FIRE FEATURES AND KITCHENS





Relaxation Made Simple.

MAKE THE OUTDOORS A LITTLE

cozier with Belgard's collection of modular pre-built outdoor fire features and kitchens. With our pre-assembled tailored designs, what you see is what you get, nothing is left to chance. The modularity of the system also allows for a quicker and cleaner installation process, which means you'll be cozied up by the fire by nightfall.

TABLE OF CONTENTS

- 126** BORDEAUX™ SERIES
- 127** BRISTOL™ SERIES
- 128** BRIGHTON™ SERIES
- 129** BRICK OVENS
- 130** COUNTRYSIDE
FIRE PIT KIT
- 131** FLAGSTONE
FIRE PIT KIT
- 132** WESTON STONE™
FIRE PIT KIT
- 133** TANDEM® MODULAR GRID

Bordeaux Series (page 126)

Outdoor Fire Features and Kitchens

Browse our outdoor kitchen collections and fireplace kits to find the right centerpiece for your al fresco experience.



BORDEAUX™ SERIES

A timeless stackstone design that allows the fireplace, the grill island, or the brick oven to become the focal point of your outdoor space.



BRISTOL™ SERIES

A beautiful combination of tumbled block with Arbel® and Urbana® accents, Bristol's rustic look blends well with virtually any landscape.



BRIGHTON™ SERIES

Addresses the need and request for a lower-priced fireplace set. Featuring the same 36" firebox as the Bristol Series, plus a built-in hearth, Brighton is a beautiful option for those on a budget.



Shop Belgard Outdoor Kitchen and Fire Features at Belgard.com/Elements

BRICK OVENS

Inspired by traditional oven designs first used over four thousand years ago. The secret is our authentic, low-height Neapolitan dome design. The design creates a unique FlameRoll, which generates high, even temperatures for balanced cooking and genuine wood-fired taste.

Available in Bordeaux™ and Bristol™ Series.



Bristol™ Series Brick Oven

FIRE PIT KITS

Belgard's Fire Pit Kits install quickly and offer many different looks from the clean and contemporary look of tumbled stone to the natural textures of stacked stone. Kits are available in three popular styles developed to complement most Belgard® paving stones and retaining walls.



Weston Stone™ Fire Pit Kit



TANDEM® MODULAR GRID

Easy to install. Versatile. Modular. Simply create your project frame, attach the grid to your structure and clip your Tandem veneers to the grid. Can be used in various applications from deck skirting to outdoor kitchens.

BORDEAUX™ SERIES

FIREPLACE

2'7"D x 4'3"W x 7'8"H



Wood Boxes
2'1¼"D x 3'3"W x 3'1"H
per box



Grill Island
2'6"D x 5'11"W x 3'5"H



Brick Oven
42½"D x 53¼"W x 92"H

BRISTOL™ SERIES

FIREPLACE

3'D x 5'W x 9'3"H



Wood Boxes

2'4"D x 3'W x 3'3"H
per box



Grill Island

3'D x 6'4"W x 4'4"H



Brick Oven

4'D x 4'W x 8'5"H



Hearth

2'D x 5'W x 11"H

BRIGHTON™ SERIES

FIREPLACE

3'4"D x 4'4"W x 8'4"H



Wood Boxes

2'4"D x 2'8"W x 2'11"H
per box



Fireplace

3'4"D x 4'8"W x 8'4"H

BRICK OVENS

ELEMENTS



Bordeaux™
42½"D x 53¼"W x 92"H

CART



CBO Americano Cart Model
34"D x 34"W x 81⅞"H

TABLE TOP



CBO Americano Countertop Model
34"D x 34"W x 38½"H



Bristol™
4'D x 4'W x 8'5"H



CBO Cart Model-750
40"D x 35½"W x 81⅞"H



CBO Countertop Model-750
40"D x 35½"W x 44⅝"H

COUNTRYSIDE

FIRE PIT KIT



Enjoy cool evenings with the Countryside Fire Pit Kit while listening to the crackle and enjoying the aroma that only a wood-burning fire pit can provide. Each stone is made from durable dry cast concrete, making a long lasting way to create the ideal outdoor centerpiece.



Allegheny

AVAILABLE COLORS



Allegheny



Ashland

SHAPES & SIZES

Fire Pit Kit



4 x 9 / 6 x 8



Round Fire Pit:

Outside Diameter is 46"

Inside Diameter is 30"

Stacks up to 4 rows high

Metal ring insert included

FLAGSTONE

FIRE PIT KIT



With an appearance that emulates the natural textures of and tumbled edges of stacked stone, the Flagstone Fire Pit is an ideal addition to a backyard or other outdoor venue.



Ashland

AVAILABLE COLORS



Allegheny



Ashland

SHAPES & SIZES

Fire Pit Kit



4 x 11 / 8 x 6



*Round Fire Pit:
Outside Diameter is 43"
Inside Diameter is 30"
Stacks up to 3 rows high
Metal ring insert included*

WESTON STONE™

FIRE PIT KIT



Silex Blend

AVAILABLE COLORS



Danville Blend



Sable Blend



Sheffield Blend



Silex Blend

SHAPES & SIZES

Fire Pit Kit



4 x 8 x 12



Square Fire Pit:

Inside Dimension 28"

Outside Dimension 44"

Stacks up to 4 rows high

Metal insert included


TANDEM® MODULAR GRID



Construct virtually any design up to 7' tall by simply attaching the grids to a wooden structure and connecting the veneers. Build an outdoor kitchen, skirt a deck, hide utilities, construct seat walls... the possibilities are endless.



1 Build your wooden frame



2 Attach your modular grid



3 Attach Tandem Veneer with Connector



4 Finish with Tandem Cap Unit

AVAILABLE COLORS



Danville Blend



Sable Blend




Sillex Blend

MODULAR GRID



Vertical



Horizontal

ASHLAR TANDEM™ VENEER UNITS*



*Ashlar Tandem Veneer available in three sizes. See page 106 for reference. Units only available in 7" Height.

CONNECTOR



U START BASE BLOCK



See page 112 for full product information.



TECHNISEAL[®] PROTECTS & BEAUTIFIES



Protect Your Investment

PAVERS ADD CHARACTER AND VALUE

to a home. However, the erosion of sand from the joints and the appearance of weeds and ants can diminish the beauty of your outdoor space. The selection of a quality jointing sand and protector is an excellent way to prevent a stunning creation from fading with time.



TABLE OF CONTENTS

136	HP NEXTGEL™
137	RG+ POLYMERIC SAND
138	STRUCTURE BOND™
139	HARDSCAPE ADHESIVES
139	EZ BASE®
140	PAVER EDGING
141	PAVER CARE
142	CLEANERS
143	PROTECTORS

Catalina Slate | Danville Blend (Sealed) (page 48)

NEW


HP NEXTGEL™

THE BEST SAND EVER CREATED




HP NEXTGEL™ JOINTING SAND

- Heavy-sloped and high-traffic areas
- High-humidity areas and pool decks
- Commercial, residential and public projects
- False or wide joints from 1/16" to 4"
- Also ideal for natural stones, textured or clay pavers, and porcelain tiles
- Haze and dust free



Tan




Granite




Urban Gray



Black



Ivory



Gray



NO DUST†



NO HAZE



NO WASTE

This revolutionary technology radically transforms and improves the properties and behavior of jointing sand, resulting in the first ever true “no dust”, “no haze”, “no waste” sand for a fast and clean installation.

† This product contains no dust from additives.

BEST SELLER

RG+ POLYMERIC SAND

THE ORIGINAL BRAND YOU CAN TRUST




RG+ POLYMERIC SAND

- Inhibits weed growth
- Deters ants and other insects
- Eliminates joint erosion – water, frost heaving, wind, power washing, etc.
- Fast-setting, water resistant 90 minutes after installation
- Stabilizes paver installations - follows movement



Tan




Granite




Urban Gray



Black



Ivory



Gray



Techniseal® jointing sands contribute to LEED credits, based on the use of regional and recycled materials.



HARDSCAPE ADHESIVE



NEW

STRUCTURE BOND™ FOAM ADHESIVE

- Super-strength hardscape foam adhesive
- Developed for the construction industry
- Precise delivery — no mess, no waste
- Adjustable bead size



RG+ CONCRETE ADHESIVE

- Elastomeric resin-based compound — remains flexible
- Ultra-adherent on dry, wet or frozen surfaces
- Ideal for the construction of retaining walls
- Low-VOC formula



NEW

EZ BASE®

PANEL BASE SYSTEM

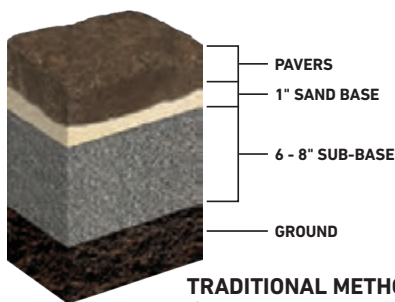


EZ BASE®


- Easy to install
- Saves up to 8 inches of excavation
- Each panel replaces up to 250 lbs of base aggregates
- Ideal for porcelain tile installation
- Durable — will not degrade in the ground

EZ Base is an innovative new way to install interlocking pavers. These easy-to-install high-density foam panels replace the need for a traditional compacted aggregate layer base system.


A technology that saves time, labor and money!



TRADITIONAL METHOD
(Approx. 9 to 11" of excavation)



EZ Base® METHOD
(Approx. 3" of excavation)



NEW

PAVER EDGING

RIGID AND COIL EDGING



The perfect edging for the perfect, durable hardscape project. Techniseal® offers edging products to meet the demands of any paver project.



8-FOOT RIGID PAVER EDGING

CUT on THE GO Design System

- Easy snap connection
- Can easily be cut on the ground
- Convenient and easy to use
- Heavy duty injection molded
- Made from 100% recycled material



40-FOOT COIL PAVER EDGING – STANDARD 40-FOOT COIL PAVER EDGING – LOW PROFILE

40 feet of Edging in a Compact Package

- Saves product from being damaged
- Easy to handle
- Flexible and durable
- Makes it easy to create aggressive curves
- Compact coil offers 40' of edging in a small package
- No more messy broken bundles
- Made from 100% recycled material



Paver Care

What ages concrete pavers? Although concrete pavers are extremely durable, they are not impervious to time and nature. Over time, the surface can begin to wear, exposing more of the aggregates underneath and making the color appear faded. In addition, unprotected pavers are more easily stained by accidental spills, automobile fluid leaks, organic debris, soluble salts and various environmental factors.

Can I stop or slow concrete pavers from aging? Absolutely. The application of a high-quality protective sealant will slow down the clock and keep pavers looking newer, longer. Embrace proper application and decide what's best for your pavers.


THE ULTIMATE PROTECTION SYSTEM

Techniseal® ensures a 3-step treatment system guarantees the best results. Remove stains with the correct specially formulated Stain Remover, prepare the surface with a Paver Prep, then apply a Protector that delivers the look you want.


Choice of 4 Looks & Finishes




Matte Finish



Semi-Gloss Finish



Matte Finish



Gloss Finish



PREPARE & CLEAN



Before sealing, it's important to properly prep the surface by removing stains, dirt and debris. Techniseal® offers a full line of products formulated to treat the most common stains.



STAIN REMOVERS



CLEANERS

PROTECT



Techniseal® protectors guard concrete pavers from stains and the harsh effects of nature ensuring lasting beauty. Available in four finishes.

Natural Look

Clear Look

Color Boost

Wet Look

Wet Look



WATER-BASED

SOLVENT-BASED

JOINT STABILIZING PROTECTORS



Techniseal® Joint Stabilizer protectors are specially designed to stop the movement of aggregates (permeable paver joints) or sand (conventional paver joints) while protecting pavers.



NuLOOK® TINTED PROTECTOR



NuLOOK® modifies or rejuvenates the original color of pavers while protecting against stains and deterioration. Available in four distinct translucent colors.



NuLOOK® TINTED PROTECTOR FOR CONCRETE PAVERS

- Colors pavers
- Translucent
- Stain guard
- Water-based
- For bare surfaces or surfaces previously sealed with this product or with Clear Look Protector EV



Brick Red



Charcoal



Honey



Cognac



TRU-SCAPES



PL-100

THE ONLY LOW VOLTAGE PILLAR LIGHT ON THE MARKET WITH ALL INSTALL COMPONENTS IN THE BOX!

ITEMS INCLUDED

Mounting Base
Drill Template
Anchor Kit
Masonry Drill Bit
LED Lamp
Wire Nuts

TRANSFORMERS, TIMERS AND PHOTOCELLS



75 watt Stainless Steel Transformer with Timer and plug for optional photocell

TS-TSST-75

150 and 300 watt Stainless Steel Transformer available with plugs for optional timer and/or photocell

TS-TSSP-300 | TS-TSSP-150



Tru-Scapes Digital Timer

TS-T100-D



Plug-in Photocells available with 9" and 15" leads

TS-TPHOT09 | TS-TPHOT015



ACCENT & WELL LIGHTS

Low voltage landscape accent and well lights are heavy duty brass fixtures used to highlight landscape features such as trees, shrubs, walls, statues and water features. LED lamp, ground stake and waterproof wire nuts included. Accent lights are available in Black or Bronze finish.



TS-B102



TS-B103



TS-B105



TS-B203



TS-B201

PATH LIGHTS

Our professional grade LED low voltage landscape path lights are a solid heavy duty brass fixture used to highlight walkways, pathways, and themed areas. Wire nuts, ground stakes and lamps included.



TS-B301



TS-B302



TS-B304



TS-B306

HARDSCAPE LIGHTS


Hardscape lights are a durable, low profile way to highlight walls, steps and outdoor living areas. This integrated LED fixture includes a Stainless Steel mounting plate and waterproof wire nuts. Fixture is available in three colors; Black, Bronze and Gray.



TS-A500



TS-A1000



TS-A2000

Colors, Textures & Styles

GET CREATIVE

Feel free to mix it up! Use different paver styles, textures and colors to add visual interest and beauty to your next project. Whether it's a contrasting border, inlaid border, or an inlaid rug design, there are endless combinations to consider when designing your space. Draw inspiration from rug designs, tile or your own imagination to make your project unique and exciting.

BELOW: This beautiful outdoor patio features our classic Urbana® Stone, with inlaid Holland Stone and an accenting border in Urbana Stone. The result is an intriguing mix of old and new!



DESIGN TIP

Don't be afraid to mix clean contemporary textures with natural textures as accents or vice versa.



ACCENTS

Adding inlays and banding isn't just limited to the pavement. Adding these accents in vertical features such as kitchens, walls and pillars can really tie everything together.

TOP: Adding a single band in a contrasting color to the Tandem® Modular Grid kitchen below adds visual interest and creates a designer look.

BOTTOM LEFT: Contrasting arches of Old York™ pavers add a whimsical touch to this Lafitt® Rustic Slab patio.


BOTTOM RIGHT: A Moduline Series® border around a section of Mega-Libre® pavers creates the look of an inlaid rug for this Mega-Lafitt® patio.



DESIGN TIP

The placement of an accent band within a wall, pillar or kitchen unit doesn't have to be limited to just one. Changing up the number and placement of a band can dramatically change the overall look.

INLAID CONTRASTING BORDERS



DESIGN TIP

As a rule of thumb, try to keep the number of paver styles and colors to no more than three in any particular project.

Understanding the Process

BELGARD® WILL IMPROVE THE BEAUTY AND VALUE OF YOUR HOME.

But like any construction project, it's necessary to have as much information as possible before you begin the process. With that in mind, this next section is dedicated to helping you make the best decisions and understand what to expect before you get started with your project.



YOUR LANDING SPOT FOR INSPIRATION

For the full Belgard experience visit us online at **[Belgard.com/Inspiration](https://www.belgard.com/Inspiration)**

VISUALIZE YOUR PROJECT

Belgard's online **Project Visualizer** allows you to be your own hardscape designer. Choose from our image library of patios, driveways and walkways, or upload your own photo to experiment with paver styles and colors and explore an infinite number of design possibilities.

Ready to "Visualize" Your Backyard Makeover?

Visit **[Belgard.com/Seeit](https://www.belgard.com/Seeit)**



Belgard® Design Studio



YOUR VISION – BROUGHT TO LIFE

By partnering with a Belgard Authorized Contractor (BAC), your dream outdoor space can be brought to life with 3-D renderings crafted by our Belgard Design Studio.

With our expert design team, they integrate photos of your home's exterior with sketches from your contractor, to give you a realistic vision of your future space.

This process enables you and your contractor to collaborate and agree on your vision before the first paver is ever laid, avoiding future compromises or surprises. We have a number of sample projects and plans available in our design gallery for inspiration. You can even request to have the plan retrofitted so it harmonizes with the characteristics and site features of your property. Please contact a Belgard Authorized Contractor to learn more. Visit **Belgard.com/Locator**

BEFORE



DESIGN TIP

3-D design images include furniture placement, potential landscaping, and existing structures and design elements, which helps create a realistic preview of the future space.

3-D DESIGN



NEXT GENERATION TOOLS TO VISUALIZE YOUR OUTDOOR SPACE

Experience your dream outdoor space like never before, by seeing the design of your space using Belgard Design Studio's Virtual Reality platform. When you work with your Belgard Authorized Contractor, you can ask the project to be designed in 3-D on a virtual reality setting, which will allow you to experience your dream space from multiple vantage points – all from the comfort of your home. To learn more, visit **[Belgard.com/BDS](https://belgard.com/BDS)**



AFTER



Selecting a Contractor

A hardscape project is an important investment in your home, and selecting the right contractor is a critical decision. Don't be afraid to ask a lot of questions. It's important that you get to know your contractor so that you can work together as a team to create your ideal outdoor living space.

What to Ask

- Installing hardscapes is a **SPECIALIZED SKILL** that requires training and experience. Inquire about specialized certifications and training from organizations like the Interlocking Concrete Paver Institute (ICPI). All **Belgard® Authorized Contractors** are required to have at least one team member who is ICPI certified and must meet annual requirements to maintain the company's "authorized" status.
- Ask for **CUSTOMER REFERENCES** and to see photos of past projects, both for design ideas and to get a sense of the contractor's level of creativity, expertise and work ethic. Ask for an address or two and check out the workmanship up close, with the homeowner's permission of course.
- Determine upfront which aspects of the project the contractor can handle. Will their team manage aspects like **LANDSCAPING, PLUMBING, IRRIGATION AND LIGHTING** – or will you be expected to handle this separately?
- Be sure to get a complete understanding of **PAYMENT TERMS** and estimated start date and turn-around time.
- It important to hire a contractor who can provide **PROOF OF INSURANCE** and is able to guarantee their work for a period of at least one year after the installation.

CHECKLIST FOR CONTRACTOR:

- | | |
|--|---|
| <input type="checkbox"/> Industry Certification (ICPI, NCMA, SRW) | <input type="checkbox"/> Work Schedule |
| <input type="checkbox"/> Proof of Insurance | <input type="checkbox"/> Price Estimate |
| <input type="checkbox"/> Workmanship Guarantee
(one year minimum) | <input type="checkbox"/> Scope of Work/Contract |
| <input type="checkbox"/> Business License/Contractor's license
(where applicable) | <input type="checkbox"/> Referrals |



To find a Belgard Authorized Contractor or Dealer
visit **Belgard.com/Locator**

Belgard Preferred Payment[®]

With the **Belgard Preferred Payment** program, you can complete your outdoor project in just a few weeks, instead of phasing it out over several months or years. Available only through Belgard Authorized Contractors or Dealers, Preferred Payment offers same-as-cash financing that allows you to start your project immediately. There are often construction economies that can be achieved by doing the entire project at once, which could save you both money and time. Plus, you get to start enjoying your dream outdoor living space much sooner! Learn more at **Belgard.com/BPP**



Benefits of Belgard financing include:

- No payments or interest on approved credit
- Quick, easy and safe toll-free loan-by-phone application process
- No paperwork
- A credit decision in about 10 minutes
- No application fees, no closing costs and no prepayment penalties







Peace of Mind, Guaranteed

LIFETIME TRANSFERABLE LIMITED WARRANTY

Oldcastle Architectural, Inc. ("Belgard") is proud to inform you that all of our interlocking concrete paver and retaining walls ("Products") meet and/or exceed the requirements of ASTM C-936 and ASTM C-1372. Belgard guarantees its Products against these standards for the lifetime of the Product defined by ICPI. This guarantee does not apply to splitting, chipping or other breakage that could be caused by impact, abrasion or overloading. This warranty is transferable. The original proof of purchase is required.

This warranty is only valid if the material is installed under the guidelines of the ICPI (www.ICPI.org), The NCMA (www.ncma.org) or the Belgard Installation Guideline Manual. Improper installation voids this warranty. This warranty is for residential applications only and does not apply to commercial applications. It is recommended that the job be installed by a Belgard Authorized Contractor who guarantees their workmanship for a minimum of 2 years from the date of install. For warranty service, contact belgard at 1-800-BELGARD. A service representative will investigate your claim within 10 business days. If the Belgard product fails to meet the specifications, Belgard will replace the defective product at no charge. Color matching cannot be guaranteed. Belgard will not be responsible for any replacement labor, consequential damages or incidental damages. THIS WARRANTY GIVES YOU SPECIFIC LEGAL RIGHTS, AND YOU MAY ALSO HAVE OTHER RIGHTS WHICH VARY FROM STATE TO STATE. SOME STATES DO NOT ALLOW FOR THE EXCLUSION OR LIMITATION OF INCIDENTAL OR CONSEQUENTIAL DAMAGES, SO THE ABOVE LIMITATION OR EXCLUSION MAY NOT APPLY TO YOU.

For specific information regarding warranty coverage and exclusions in regards to the Elements and Porcelain Paver products, please visit: Belgard.com/Warranty

STAY CONNECTED WITH BELGARD.



[Pinterest.com/Belgard](https://www.pinterest.com/Belgard)



[Facebook.com/OutdoorLivingbyBelgard](https://www.facebook.com/OutdoorLivingbyBelgard)



Belgard.com/Blog



[YouTube.com/BelgardHardscapes](https://www.youtube.com/BelgardHardscapes)



[Twitter.com/Belgard](https://twitter.com/Belgard)



[Instagram.com/BelgardOutdoorLiving](https://www.instagram.com/BelgardOutdoorLiving)



PRODUCT SPECIFICATIONS



Easy Reference

BELGARD PROVIDES PRODUCT specifications, square footage and pallet information to make planning your project easier.

For a complete technical guide of Belgard pavers, walls and curbs visit **Belgard.com** to download our comprehensive Resource Guides.

Holland Stone | Faneuil Hall (page 54)

Paver Specifications

PRODUCT NAME/ DIMENSIONS	NUMBER OF LAYERS	PIECES/ PALLET	SQFT/ PALLET	WEIGHT/ PALLET (LBS)
BERGERAC 4-PIECE				
5 ½ x 4 ¾ x 2 ¾				
5 ½ x 6 ⅞ x 2 ¾				
5 ½ x 7 ⅞ x 2 ¾				
5 ½ x 9 ⅞ x 2 ¾				
Total	11		136.62	3600
BERGERAC CIRCLE (SPECIAL ORDER)				
5 ½ x Variable x 2 ¾	6		59.6	1485

CAPE COBBLE RECTANGLE				
6 x 9 x 2 ¾	10	300	112.5	2920
CAPE COBBLE SQUARE				
6 x 6 x 2 ¾	10	480	120	3040

CATALINA SLATE STONE				
12 x 6 x 2 ¾				
12 x 9 x 2 ¾				
12 x 12 x 2 ¾				
Total	10		120	3100
CATALINA SLATE MODULAR				
3 x 6 x 2 ¾				
6 x 6 x 2 ¾				
6 x 9 x 2 ¾				
Total	10		120	3100

DUBLIN COBBLE 3-PIECE				
5 ⅞ x 2 ⅞ x 2 ¾				
5 ⅞ x 5 ⅞ x 2 ¾				
5 ⅞ x 8 ⅞ x 2 ¾				
Total	11		127.93	3440
DUBLIN COBBLE 4-PIECE				
5 ⅞ x 5 ⅞ x 2 ¾				
5 ⅞ x 5 ⅞ x 2 ¾				
5 ⅞ x 6 ⅞ x 2 ¾				
5 ⅞ x 7 ⅞ x 2 ¾				
Total	11		129.25	3460
DUBLIN COBBLE LARGE SQUARE (SPECIAL ORDER)				
8 ⅞ x 8 ⅞ x 2 ¾	11	220	119.9	3040
DUBLIN COBBLE CIRCLE KIT				
5 ⅞ x variable x 2 ¾	10		77.8	2300

Paver Specifications

PRODUCT NAME/ DIMENSIONS	NUMBER OF LAYERS	PIECES/ PALLET	SQFT/ PALLET	WEIGHT/ PALLET (LBS)
HOLLAND STONE 60MM				
7 ⁷ / ₈ x 3 ¹⁵ / ₁₆ x 2 ³ / ₈	10	540	120	3190
HOLLAND STONE 80MM				
7 ⁷ / ₈ x 3 ¹⁵ / ₁₆ x 3 ¹ / ₈	8	432	96	2980

LAFITT PAVER 3 PIECE				
7 ¹ / ₆ x 3 ³ / ₁₆ x 2 ³ / ₈				
7 ¹ / ₆ x 7 ¹ / ₁₆ x 2 ³ / ₈				
7 ¹ / ₆ x 10 ⁵ / ₁₆ x 2 ³ / ₈				
Total	11		124.63	3080
LAFITT PAVER 6 X 9				
6 x 9 x 2 ³ / ₈	10	300	112.5	2920
LAFITT PAVER 6 X 6				
6 x 6 x 2 ³ / ₈	10	480	120	3040

LAFITT GRANA SLAB 3 PIECE				
14 ⁷ / ₈ x 7 ⁷ / ₁₆ x 2 ³ / ₈				
14 ⁷ / ₈ x 14 ⁷ / ₈ x 2 ³ / ₈				
14 ⁷ / ₈ x 22 ⁵ / ₁₆ x 2 ³ / ₈				
Total	10		116.6	3361

LAFITT RUSTIC SLAB 3 PIECE				
14 ⁷ / ₈ x 7 ³ / ₈ x 2 ³ / ₈				
14 ⁷ / ₈ x 14 ⁷ / ₈ x 2 ³ / ₈				
14 ⁷ / ₈ x 22 ⁷ / ₁₆ x 2 ³ / ₈				
Total	10		116.6	3361

LONDON COBBLE SQUARE				
6 x 6 x 2 ³ / ₈	10	480	120	3040
LONDON COBBLE RECTANGLE				
6 x 9 x 2 ³ / ₈	10	300	112.5	2920
LONDON COBBLE CIRCLE				
6 x variable x 2 ³ / ₈	10		77.8	2300

MEGA-ARBEL PATIO SLAB				
15 ³ / ₈ x 21 x 2 ³ / ₈	12	72	104.4	2700

Paver Specifications

PRODUCT NAME/ DIMENSIONS	NUMBER OF LAYERS	PIECES/ PALLET	SQFT/ PALLET	WEIGHT/ PALLET (LBS)
MEGA-LAFITT 3-PIECE				
10 ½ x 5 ¼ x 3 ⅛				
10 ½ x 10 ½ x 3 ⅛				
10 ½ x 15 ¾ x 3 ⅛				
Total	9		92.7	3360
MEGA-LAFITT LARGE SQUARE (SPECIAL ORDER)				
15 ¾ x 15 ¾ x 3 ⅛	9	54	92.25	3440

MEGA-URBANA 3-PIECE				
11 ⅜ x 5 ⅞ x 2 ¾				
11 ⅜ x 11 ⅜ x 2 ¾				
11 ⅜ x 17 ⅜ x 2 ¾				
Total	11		127.93	3260

OLD WORLD PAVER 3-PIECE				
5 ⅞ x 7 ¾ x 3 ⅛				
5 ⅞ x 10 ¼ x 3 ⅛				
5 ⅞ x 12 ⅜ x 3 ⅛				
Total	9		101.5	3180

OLD YORK				
3 ⅝ x 7 ⅞ x 2 ¾	10	540	120	3190

PROVENCE SLAB WITH SATURA 3-PIECE MODULAR *SOLD AS FULL PALLET ONLY (SPECIAL ORDER)				
7 ½ x 15 x 2 ¾				
15 x 15 x 2 ¾				
15 x 22 ⅝ x 2 ¾				
Total	11	88	128.26	3549
PROVENCE SLAB WITH SATURA LARGE RECTANGLE (SPECIAL ORDER)				
15 x 30 x 2 ¾	9	27	83.97	2430
PROVENCE SLAB WITH SATURA LARGE SQUARE (SPECIAL ORDER)				
22 ½ x 22 ½ x 2 ¾	6	24	83.88	2427

URBANA STONE 3-PIECE				
7 ⅞ x 3 ⅝ x 2 ¾				
7 ⅞ x 7 ⅞ x 2 ¾				
7 ⅞ x 11 ⅜ x 2 ¾				
Total	11		113.63	3280
URBANA STONE LARGE SQUARE (SPECIAL ORDER)				
11 ⅜ x 11 ⅜ x 2 ¾	10	120	116.4	2900

Permeable Paver Specifications

PRODUCT NAME/ DIMENSIONS	NUMBER OF LAYERS	PIECES/ PALLET	SQFT/ PALLET	WEIGHT/ PALLET (LBS)
AQUA-ROC LARGE UNIT & HALF-SIZE UNIT				
3 ¹⁵ / ₁₆ x 7 ⁷ / ₈ x 3 ¹ / ₈				
3 ¹⁵ / ₁₆ x 3 ¹⁵ / ₁₆ x 3 ¹ / ₈				
Total	8		90	2880

ECO DUBLIN 3-PIECE				
6 ⁷ / ₈ x 3 ⁷ / ₁₆ x 3 ¹ / ₈				
6 ⁷ / ₈ x 6 ⁷ / ₈ x 3 ¹ / ₈				
6 ⁷ / ₈ x 10 ¹ / ₄ x 3 ¹ / ₈				
Total	8		91.6	3155

TURFSTONE				
23 ⁵ / ₈ x 15 ³ / ₄ x 3 ¹ / ₈	8	40	106.8	2180

Coping, Edgers & Steps Specifications

PRODUCT NAME/ DIMENSIONS	NUMBER OF LAYERS	PIECES/ PALLET	SQFT/ PALLET	WEIGHT/ PALLET (LBS)
ANGLIA EDGER				
Total	3		69.75 LNFT	2726

LANDINGS STEP UNIT				
6 x18 x 48	1	2		860

MARINA COPING				
5 ¹⁵ / ₁₆ x 11 ¹³ / ₁₆ x 2 ³ / ₈	4	168	84 LNFT	2160

Wall Specifications

PRODUCT NAME/ UNIT NAME	HEIGHT INCHES	LENGTH INCHES	DEPTH INCHES	UNITS/ PALLET	SQ. FT OR LIN. FT./ PALLET	WEIGHT/ PALLET LBS.
AB COLLECTION						
AB Stone-12° Setback	8	18	12	40	40	3160
AB Classic-6° Setback	8	18	12	40	40	3160
AB Jumbo Junior 6° Setback	8	9	9 ½	80	40	3120
Ab Corner	8	16	8	24		1584
Ab Cap	4	17 ½	12	56	82 lnft	3136

AB EUROPA COLLECTION						
AB Dover-6° Setback	8	18	10 ½	40	40	3360
AB Palermo-6° Setback	8	9	9 ½	80	40	3120
AB Barcelona 6° Setback	4	18	10 ½	56	28	2464
AB Bordeaux 6° Setback	4	9	10 ½	112	40	2240
AB Europa Corner	8	16	8	24		1584
AB Europa Cap	4	17 ½	12	56	82 lnft	3136

BELAIR WALL SYSTEM FREESTANDING/RETAINING AND ACCESSORIES						
Retaining Wall Small	6	8	8	60	30	2300
Retaining Wall Large	6	16	8			
Retaining Wall Large with Joint	6	16	8			
Freestanding Wall Small	6	8/6	11	36	18	1684
Freestanding Wall Large	6	16/14	11			
Corner/Column	6	16	8	20		1242
Cap end	3	8	13 ½	36		900
Wall End	6	8	11	42		1620
Wall Cap	3	8/7	13 ½	144	90 lnft	3194

DIAMOND 9D RETAINING/FREESTANDING WALL SYSTEM AND ACCESSORIES						
Retaining Wall Large	6	17 ¾	9	60 Sets	44.4	3300
Retaining Wall Medium	6	5 ⅞	9	60 Sets	44.4	
Retaining Wall Small	6	11 ⅞	9			3680
Freestanding Wall Large	6	18/16	9	40	28.33	2950
Freestanding Wall Small	6	6/4	9	40 Sets	26.67	3680
Freestanding Wall Medium	6	12/10	9			
3" Universal Cap	3	17¼/12	10 ⅜	96		4032
6" Stone Cut Corner	6	16	8	40		3207
Column	6	18	9			
Step	6	16	12	36		3260

Wall Specifications

PRODUCT NAME/ UNIT NAME	HEIGHT INCHES	LENGTH INCHES	DEPTH INCHES	UNITS/ PALLET	SQ. FT OR LIN. FT./ PALLET	WEIGHT/ PALLET LBS.
DIAMOND PRO RETAINING WALL SYSTEM						
Block	8	18	12	48	48	3648
Corner	8	18	9	40		4370
4" Universal Cap	4	17 ¼/12	10 ¾	72		3542
Extra Large Cap	3	18/12	13	81	101.25 lnft	4050

DIAMOND PRO PS SYSTEM						
Block	8	18	12	48	48	3648
Corner	8	18	9	40	30	4370
4" Universal Cap	4	17 ¼/12	10 ¾	72	87 lnft	3542
Pins		5	.05 dia.			

CELTIK WALL SYSTEM FREESTANDING/RETAINING AND ACCESSORIES						
90MM Retaining	3 ⅞	6 ¾	8 ⅞		32.48	3160
90MM Retaining	3 ⅞	10 ½	8 ⅞			
90MM Retaining	3 ⅞	13 ⅞	8 ⅞			
90MM Retaining	3 ⅞	17 ⅞	8 ⅞			

135MM Retaining	5 ⅞	6 ¾	8 ⅞		34.8	3340
135MM Retaining	5 ⅞	10 ½	8 ⅞			
135MM Retaining	5 ⅞	13 ¾	8 ⅞			
135MM Retaining	5 ⅞	17 ¼	8 ⅞			

90MM Freestanding	3 ½	5½/3 ¾	9		34.32	3498
90MM Freestanding	3 ½	7 ¼/5 ½	9			
90MM Freestanding	3 ½	9 ¼/7 ½	9			
90MM Freestanding	3 ½	11 ⅞/9 ¾	9			

135MM Freestanding	5 ¼	5 ½/3 ¾	9		38.52	3920
135MM Freestanding	5 ¼	7 ¼/5 ½	9			
135MM Freestanding	5 ¼	9 ¼/7 ½	9			
135MM Freestanding	5 ¼	11 ⅞/9 ¾	9			

Radian Multi-Piece Cap Small	3 ½	8 ⅞/6 ½	12	24 sets of 3	64 lnft	2550
Radian Multi-Piece Cap Medium	3 ½	11 ¾/9 ½	12			
Radian Multi-Piece Cap Large	3 ½	14 ¾/12 ½	12			

Celtik Wall Cap	3 ½	15 ¾	12	72	94.5 lnft	3910
Celtik Wall Pier Kit 90MM	3'	2'	2'	40		2050

Wall Specifications

PRODUCT NAME/ UNIT NAME	HEIGHT INCHES	LENGTH INCHES	DEPTH INCHES	UNITS/ PALLET	SQ. FT OR LIN. FT./ PALLET	WEIGHT/ PALLET LBS.
COUNTRYSIDE FIRE PIT KIT (KIT INCLUDES 30" INSERT, BAG OF SAND & 64 UNITS)						
with Flange	4	9/6	8	64		1500
without Flange	4	9/6	8	64		1500

TANDEM WALL SYSTEM (INCLUDES TWO 8" CONNECTORS PER UNIT)						
Tandem Ashlar Unit 1	7	13 3/16	2 5/8	30	SRW-35 Veneer-70	2082
Tandem Ashlar Unit 2	7	15 13/16	2 5/8	30		
Tandem Ashlar Unit 3	7	18 7/16	2 5/8	30		
Tandem Wall Cap	3 1/4	24	15	32	64 lnft	2920
Lafitt Column Cap	3 1/4	24	24			2400
Tandem Column Kit Kit includes 48 Veneers, 2 Steel Cages & 2 Bags of Connectors	42	21 1/2	21 1/2	2 Columns		

MEGA-TANDEM (NEED 2 CONNECTORS PER UNIT, 2 SIZES AVAILABLE: 22 5/16 OR 41 5/16)						
Veneer Unit (Textured or Smooth)	12	24	3	48	96	3028
Mega-Tandem Cap	3 1/4	24	15	32	64 lnft	2920

U START BASE BLOCK						
Weight per Piece: 47 lbs	18 7/16	12	3 1/2	56	73.36 lnft	2700

WESTON STONE						
Block	4	12	8	120	40	3900

WESTON STONE FIRE PIT KIT						
(Kit includes insert, fire brick, bag of sand & 48 units)	4	12	8	48		

Product Quality

At Belgard®, we take our role as industry leaders seriously. Our rigorous research and development program is centered on innovation and quality. We never take it for granted that our products are the best in the business and constantly strive to improve and take the industry to the next level. Our overarching goal is to continue to find new and exciting ways to create beautiful outdoor spaces while maintaining incredibly high standards for product quality and performance.

“As a very busy contractor, I like having the assurance and support that Belgard and their Rep John Mahoney gives me on a weekly basis. I know that Belgard and John will stand behind my work and their product on any of my Landscape construction projects.”

— Derek A. Dupre, DT Landscape (Walpole, MA)



Lafitt Rustic Slab | Sable Blend (page 60)

Tandem Modular Grid Kitchen | Sable Blend (page 133)

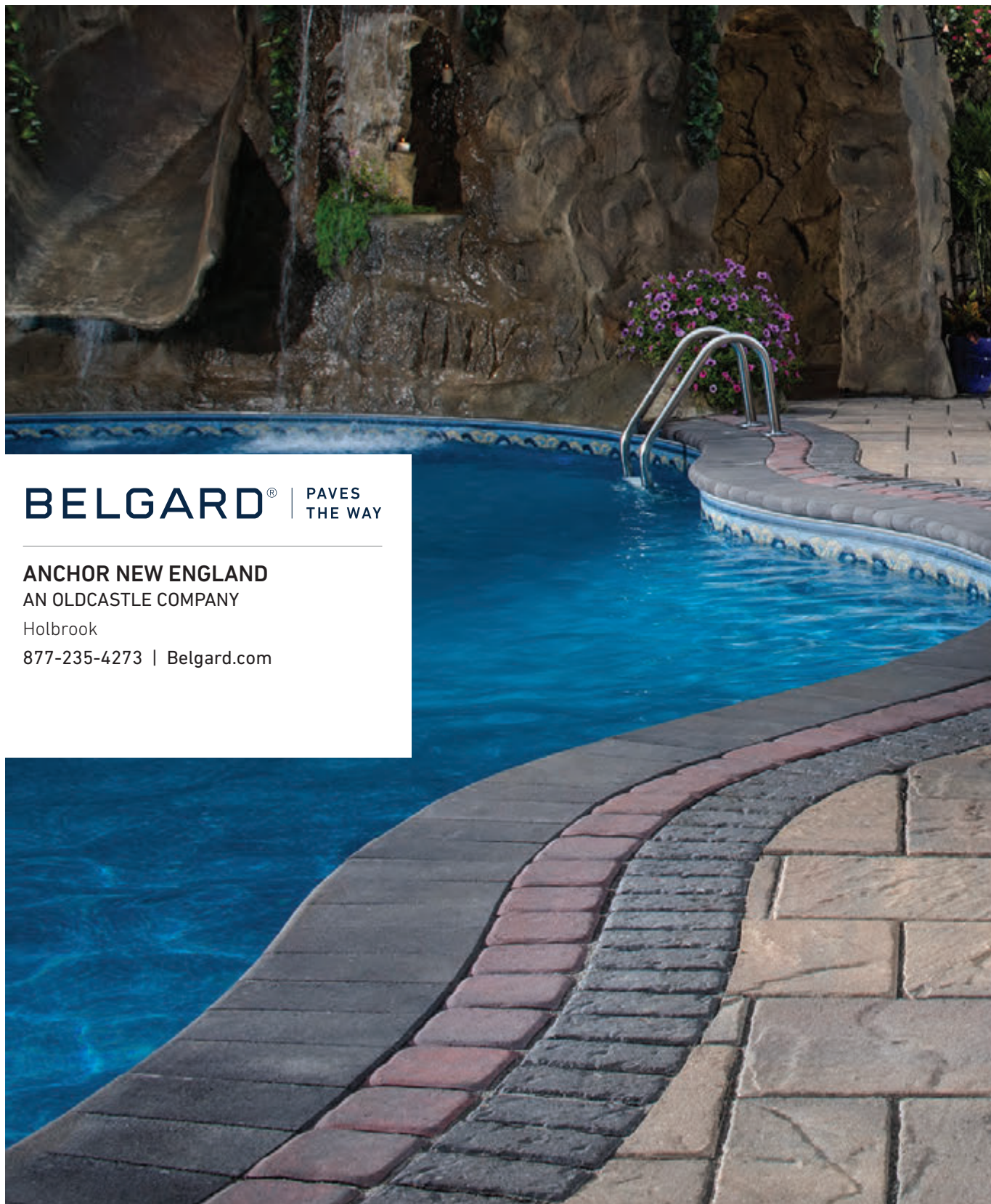
Anchor New England – An Oldcastle Company

LOCATIONS

46 Spring Street
Holbrook, MA 02343
Ph: 781.767.2202

35 Glen Road
West Lebanon, NH
03784
Ph: 603.298.5959

30 Budlong Road
Cranston, RI 02920
Ph: 401.942.4800



BELGARD® | PAVES
THE WAY

ANCHOR NEW ENGLAND
AN OLDCASTLE COMPANY

Holbrook

877-235-4273 | Belgard.com