



UNILOCK[®]
DESIGNED TO CONNECT.

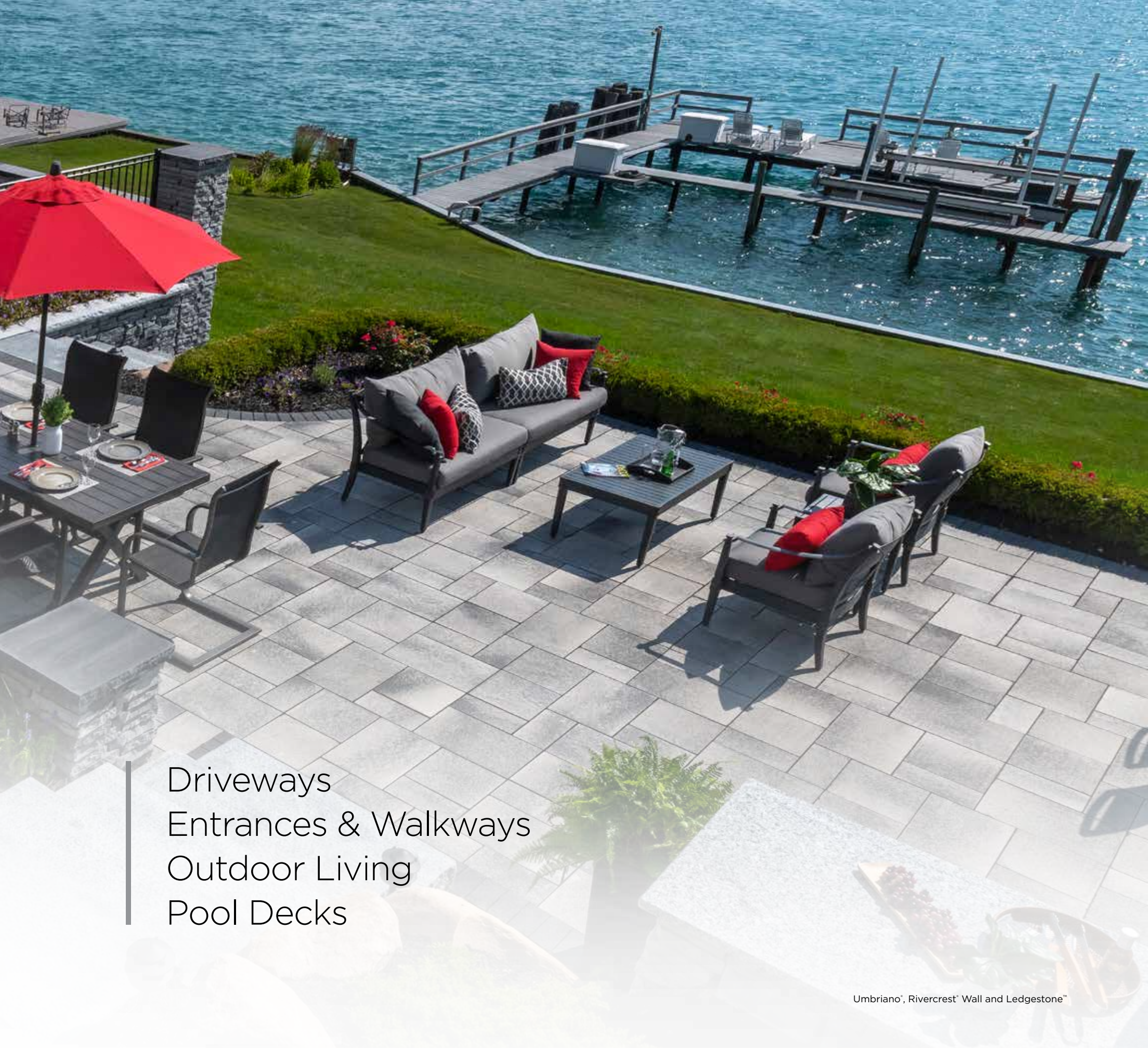
2019
PAVERS AND WALLS



DREAM

SOMETHING FOR EVERYONE

Whether you're dreaming of an intimate patio, a practical driveway or a luxurious outdoor living space, Unilock® has a variety of paver and wall options to choose from.



Driveways
Entrances & Walkways
Outdoor Living
Pool Decks





OPPOSITE

PAVER: Natural Stone (Indian Coast) with Natural Stone (Black River) accents

WALL AND PILLARS: Lineo[®] Dimensional Stone (Limestone)

LEFT

PAVER: Natural Stone (Stone Cliff Grey)

GRILL ISLAND AND FIREPIT: Rivercrest[™] Wall (Buff) and Rivercrest Firepit Kit (Buff)

RIGHT

PAVER: Richcliff[®] (Pebble Taupe and Dawn Mist Blend) with Cophorne[®] (3 Color Blend) accent

SEAT WALL AND FIREPIT: Brussels Dimensional System[™] (Limestone) and Ledgestone[™] (Buff) steps





OPPOSITE

PAVER: Artline™ (Steel Mountain)

STEPS AND PILLARS: Brussels Dimensional System™ (Limestone) with Natural Stone coping

TOP

PAVER: Umbriano® (Summer Wheat) with Town Hall® (Burnt Clay) accent and paver rug

STEPS: Natural Stone (Indian Coast) with Natural Stone (Indian Coast) coping

BOTTOM

Courtstone® (Basalt) with Copthorne® (3 Color Blend) and Brussels Block® (Sandstone) accents





OPPOSITE

PAVER: Umbriano® (French Grey) with Town Hall® (Basalt) accent

SEAT WALL AND FIRE FEATURE: U-Cara® (Steel Mountain) Pitched Face with U-Cara (Opal) Smooth Face accent and Universal (Light Grey) coping

PLANTERS AND STEPS: U-Cara (Steel Mountain) Pitched Face with U-Cara (Opal) Smooth Face accent and Universal (Light Grey) coping

PILLARS: U-Cara (Opal) Smooth Face with U-Cara (Steel Mountain) Pitched Face accent and LedgeStone™ (Grey) pillar caps

TOP

PAVER: Bristol Valley® (Bavarian Blend) with Copthorne® (Basalt) accent and walkway

WALL, PILLARS AND GRILL ISLAND: Rivercrest® Wall (Buff) with Natural Stone coping

BOTTOM

Artline (Umbriano® Finish - Midnight Sky and Winter Marvel) with Series™ (Black Granite) accent



TOP

PAVER: Richcliff® (Dawn Mist) with Courtstone® (Basalt) accent

GRILL ISLAND, WALL AND WATER FEATURE: Brussels Dimensional System™ (Limestone) with Natural Stone (Black River) coping

BOTTOM

PAVER: Richcliff® (Dawn Mist) with Brussels Block® (Sandstone) accent

FIREPLACE: Lineo® Dimensional Stone (Limestone) with Series™ (Black Granite) accent and Ledgestone™ (Grey) coping

SEAT WALL: Rivercrest® Wall (Coastal Slate) with Ledgestone™ (Grey) coping

OPPOSITE

WALL: U-Cara® (Steel Mountain Pitched Face) with Opal Smooth Face accent and Natural Stone step treads and coping

PAVER: Beacon Hill™ Smooth (Opal) with Cophorne® (Basalt) accent









OPPOSITE

Tribeca Cobble™ (Crystalline Basalt) with Tribeca Cobble (Peppered Granite) accent and Cophthorne® (3 Color Blend) insert

TOP


PAVER: Cophthorne® (3 Color Blend) with Brussels Block® (Sierra) accent

PILLARS: Brussels Dimensional System™ (Sierra) with Brussels Fullnose™ (Sierra) coping

BOTTOM

PAVER: Artline™ (Steel Mountain) with Town Hall® (Basalt) accent

WATER FEATURE, SEAT WALL AND FIREPIT: Lineo® Dimensional Stone (Sierra) with LedgeStone™ (Buff) coping and pillar caps





TOP

PAVER: Beacon Hill Smooth
(Steel Mountain)

WALL: Lineo® Dimensional Stone (Sierra)
with Ledgestone™ (Grey) coping

BOTTOM

PAVER: Thornbury™ (Almond Grove)

FIRE FEATURE: Rivercrest® Wall
(Coastal Slate) with Natural Stone
(Black River) coping

OPPOSITE

Richcliff® (Dawn Mist)









OPPOSITE

PAVER: Umbriano (Winter Marvel) with Town Hall™ (Basalt)

GRILL ISLAND, PILLARS AND FIREPIT: Rivercrest® Wall (Coastal Slate) with Copthorne® (Basalt) accent and Ledgestone™ (Grey) coping and pillar caps

TOP

PAVER: U-Cara® (Steel Mountain) with Umbriano® (Midnight Sky) accent and Ledgestone™ (Grey) coping

PAVERS: Umbriano® (Winter Marvel) with Copthorne (Basalt) accent

BOTTOM

PAVER: Umbriano (Summer Wheat) with Series™ (Black Granite) accent and Artline™ (Steel Mountain) circle inset with Series (Black Granite) accent

SEAT WALL, PILLARS AND FIREPIT: Brussels Dimensional System™ (Sierra) with Series (Black Granite) accent and Ledgestone (Buff) coping and pillar caps





OPPOSITE

Umbriano® (Summer Wheat) with Town Hall® (Burnt Clay) accent and Natural Stone (Indian Coast) step

TOP

Beacon Hill™ Flagstone (Tuscany) with Copthorne® (Basalt) accent

BOTTOM

PAVER: Beacon Hill™ Flagstone (Almond Grove) with Richcliff (Dawn Mist) and Copthorne® (Burgundy Red) circle inset

WALL: Estate® Wall (Sierra) with Ledgestone™ (Grey) coping and pillar caps



TOP

PAVER: Beacon Hill™ Flagstone (Almond Grove) with Courtstone® (Basalt) and Copthorne® (3 Color Blend) accents
WALL: Estate Wall™ (Almond Grove) with Estate Wall (Almond Grove) coping and steps and Copthorne® (3 Color Blend) insert

BOTTOM

PAVER: Umbriano® (Summer Wheat) with Town Hall™ (Burgundy Red) accent and walkway with Ledgestone™ (Buff) treads
WALL, GRILL ISLAND, PILLARS AND FIREPLACE: Brussels Dimensional System™ (Sierra) with Town Hall (Burgundy Red) accent and Ledgestone (Buff) coping and pillar caps

OPPOSITE

Town Hall™ (3 Color Blend and Heritage Red)







TOP
Umbriano® (Summer Wheat) and
Courtstone® (Basalt) accent

BOTTOM
Thornbury™ (Sierra) with Town Hall®
(Basalt) accent

OPPOSITE
PAVER: Town Hall® (3 Color Blend) with
Brussels Block® (Sandstone) accent and
walkway
WALL AND STEPS: Rivercrest® Wall (Buff)
and LedgeStone™ (Buff) coping








AWARDS
OF EXCELLENCE
BEST IN SHOW

Unilock Awards of Excellence **BEST IN SHOW**

At Unilock®, we believe the beauty of our products can only be fully realized through the outstanding design and installation skills of professional contractors. Because of this, we recognize and celebrate the best in design and installation with our annual Unilock Awards of Excellence competition. In place since 1994, the AOE is held at each Unilock location and showcases the best projects amongst hundreds of entries across various categories. For the past three years we have awarded a Best in Show prize to the most outstanding overall project, selected from all our regional winners across the U.S. and Canada.

This year's Best in Show winner is Ramos Masonry from Johnston, Rhode Island. They designed and installed this impressive driveway and pool deck. Instead of using one paver throughout, they used multiple pavers to add layers of visual interest. The driveway entrance featuring Tribeca Cobble and Courtstone, is used as a transition to the courtyard area, covered entirely in Thornbury. In addition to the driveway, Ramos Masonry also created a stunning pool deck and patio using Unilock Natural Stone.



BEST IN SHOW

OPPOSITE:
Thornbury™ (Bavarian Blend) with
Courtstone® (Belgian Blue) accent

TOP:
Natural Stone (Stone Cliff Grey) with
Natural Stone (Black River) coping

BOTTOM:
Tribeca Cobble™ (Crystalline Basalt)
with Courtstone® (Pebble Taupe) accent





LEARN

LOOK BEYOND THE SURFACE

There's more to a successful project than what you see on the finished surface. The construction of the base and the technology that goes into the products you choose, will determine how it looks in the years to come.



Unilock Technologies
Construction 101
Permeable Paving
Commercial Projects

LEARN

UNILOCK®

THE ORIGINAL AND STILL THE BEST

All products are **NOT created equal**. Many products look great when they're first installed, but after time the difference in quality shows. For over 45 years, the very best designers and contractors have relied on Unilock to supply cutting edge paving and wall products that enable them to build extraordinary projects that stand the test of time.

Today, we remain the **only company** in North America with memberships in Eurobeton and Stein + Design, two **prestigious European concrete product innovation groups**. These exclusive relationships continue to put us on the leading edge of style and technology.



CONCRETE AT ITS BEST



GOOD CLASSIC

Our budget-friendly, Unilock Classic pavers and walls are manufactured to exceed ASTM standards for quality and strength. Available in classic shapes and styles, these products utilize a traditional **product mix of large and small aggregates** that's consistent from top to bottom with color mixed throughout.

BETTER ENDURACOLOR™

The refined surface of Unilock EnduraColor products is achieved with a **two step manufacturing process** that combines a base of coarser aggregates for a **stronger foundation**, with concentrated color and **wear-resistant finer aggregates on top**. This process protects the surface from the appearance of fading over time because the top layer prevents large, lighter color aggregates from ever showing through.


BEST ELEGANCE™

Deep, rich colors and a multitude of **unique Reala™ textures** combine to deliver the timeless beauty of Unilock Elegance. From the timeworn look of European cobblestones, to the classic luxury of riven natural stone slabs, our Elegance collection offers styles you can't get anywhere else, and thanks to Ultima Concrete, the look you purchase is the look that will last, with up to **4x the strength** of poured in place concrete.



The cost of pavers is only a small portion of the overall project budget.

DON'T COMPROMISE



EXCLUSIVE UNILOCK® TECHNOLOGIES

REALA™

A multitude of natural stone surfaces, brick and historic cobblestones were cast to create Unilock products utilizing Reala technology. The result is a wide variety of authentic textures with consistent dimensions which are more cost efficient to install.

REALA TECHNOLOGY PRODUCTS:
 COPTHORNE®, COURTSTONE®, RICHCLIFF®, RIVERCREST® WALL AND TOWN HALL®



ULTIMA™

Only Unilock has the technology to manufacture Ultima Concrete here in North America, resulting in pavers and walls with up to four times the strength of poured concrete. The look you purchase is the look that will last.

ULTIMA CONCRETE TECHNOLOGY PRODUCTS:
 COPTHORNE®, COURTSTONE®, RICHCLIFF® AND TOWN HALL®

*Unilock
Town Hall
pavers are
built to last*

*Deteriorating
clay brick
pavers exposed
to deicing salt*



COLORFUSION™

Color and granite particles are randomly dispersed using proprietary ColorFusion technology to achieve a unique mottled surface that resembles natural granite.

COLORFUSION TECHNOLOGY PRODUCTS:
 UMBRIANO® AND U-CARA®



There are two EasyClean Factors (CF) to choose from:

CLEAN FACTORS (CF)	CF 90	CF 100
Pavers are pre-sealed at the factory	*	*
Enhanced resistance to weathering	*	*
Reduced dirt absorption	*	**
Stains from leaves, coffee, ketchup, mustard, wine and BBQ oils are easier to remove	*	**

EASYCLEAN™

Unlike after-market sealers which merely coat the top, EasyClean goes beyond the surface and becomes integral to the product during manufacturing. The result is enhanced surface color and protection from stains.

EASYCLEAN STAIN RESISTANCE PRODUCTS:
 BRISTOL VALLEY®, SENZO®, UMBRIANO® AND WESTPORT™

CONSTRUCTION 101

The long-term performance of your project is determined by the **quality of the work** that's done to prepare the base **below** your pavers and walls.



A proper base will ensure that your pavers and walls won't settle or shift out of place with freeze-thaw cycles.

1 | EXCAVATION

The first step in any project is excavation of grass and topsoil.

The depth will depend on two factors:

- | **Soil Type** - Clay soil requires deeper excavation; sandy soil requires less.
- | **Use** - Heavy loads like driveways and retaining walls require deeper excavation; lighter loads like patios and walkways require less. Depth of excavation can be reduced by adding DriveGrid™ once the soil has been removed.

2 | GRAVEL BASE

The excavated area will be filled with a **base gravel**.

This gravel base needs to be:

- | **Strong enough** to handle the load of whatever is placed on the surface.
- | **Free draining** so that water drains out of the base into the subsoil. Retaining walls may require a perforated drain pipe in the gravel base to direct water away from the base of the wall.
- | **Extended** at least six inches beyond the edges of the finished paver surface.
- | **Compacted** in several layers, using the proper equipment.

3 | BEDDING LAYER


A 1" (25mm) layer of sand or tiny stone chips is spread out and smoothed on top of the solid gravel base. This layer allows paver or wall units to be leveled or sloped for smoothness and drainage. Some contractors may recommend a poured concrete surface instead of a typical bedding layer, which is fine as long as the concrete is accurately poured and sits on a stable and well-drained base. **Note:** *Once concrete is poured, the height of paver or wall units can no longer be adjusted.*

4 | RESTRAINT SYSTEM

For pavers, an edge restraint will be secured with long metal spikes to prevent perimeter pavers from drifting out. For walls, glue may be used to secure rows of blocks and for larger retaining walls may require geogrid may be used every few layers to secure the wall into the soil that is being retained.

5 | JOINT MATERIAL

The color you choose for joint material impacts the overall aesthetic. It also plays an important role between pavers, in keeping weeds and other debris out. Your contractor can help you decide which joint material is right for your project.



Visit [Unilock.com](https://www.unilock.com) for joint material recommendations by product.

There are two types of joint material to choose from:

Basic Jointing Sand – Years ago, this was the only joint material available. As it wore away, issues with weeds could arise. If you choose a basic sand, we recommend that you use a joint stabilizing sealer and be prepared to replenish the sand when needed.

Polymeric Sand – This special sand stays in place longer because it is combined with a binding agent. However, it's not right for every project and needs to be installed with care to prevent hazing.

6 | SEALING

Unilock pavers will be durable with, or without, a sealer. Some homeowners choose to apply a sealer to enhance the color of the pavers, while others choose to appreciate the color of the pavers as they are. Some Unilock pavers are sold factory sealed. If you choose to seal, you should plan to re-seal every 3-5 years.

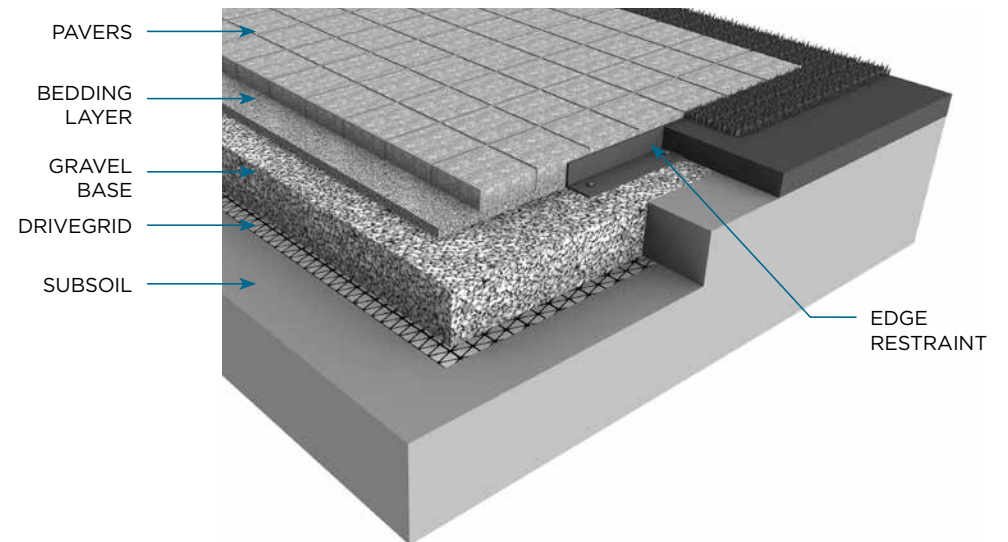


REMEMBER A quality project relies on a quality foundation. We recommend hiring a professional contractor.

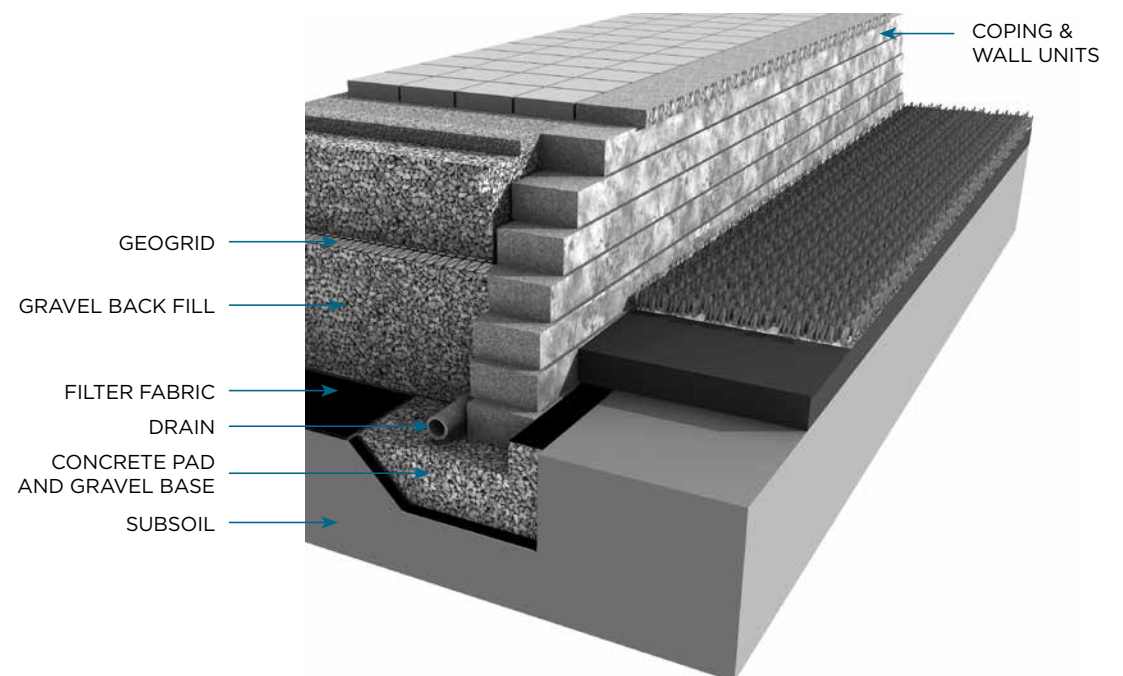
Need help finding a qualified contractor?

Call us at **1-800-UNILOCK** or register online at **Unilock.com** and we'll match you with a Unilock® Authorized Contractor in your area.

PAVER CONSTRUCTION



WALL CONSTRUCTION





PERMEABLE PROJECTS A GREENER CHOICE!

More and more homeowners are installing **permeable** paver projects to help direct rainwater away from storm sewer systems and back into the **natural ecosystem**.

We take pride in offering the widest selection of permeable pavers in North America. From traditional finishes such as Town Hall®, the only rustic style permeable paver in North America, to the contemporary styling of Eco-line®, there is a permeable Unilock product to suit any project.



Look for these Unilock Permeable Products:

Eco-Priora™
Town Hall®
Thornbury™
Tribeca Cobble™

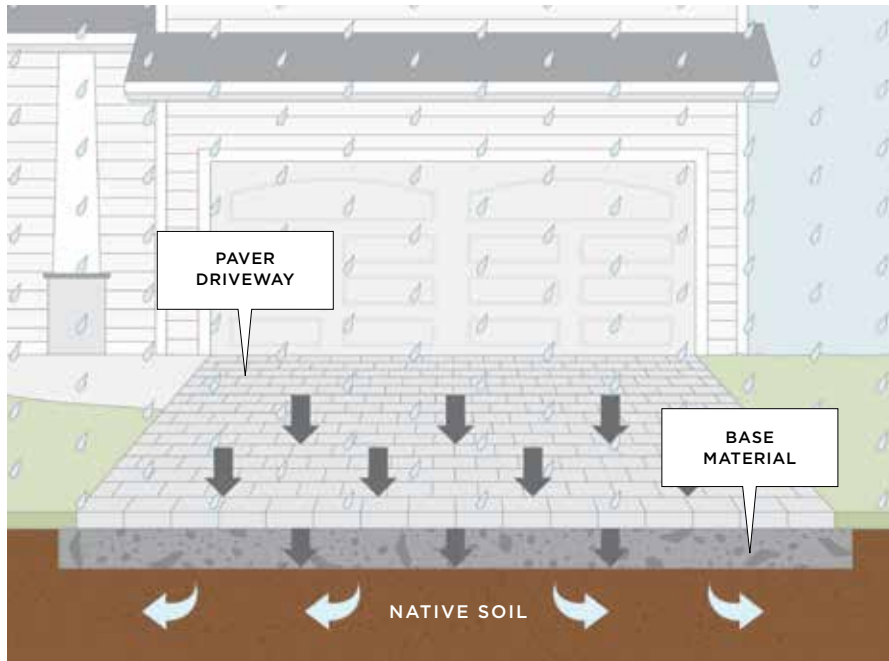


The pavers used in a permeable installation look similar to traditional pavers, but are made with extra space between them so rainwater can more easily flow back into the earth below.

Special materials are used in the permeable base and joints to encourage water to flow through.



Some homeowners install rainwater collection systems underneath their paver projects to supply water to in-ground sprinkler systems!



INTERESTING FACT Permeable pavers will accumulate less ice because water drains from the paver surface before it has time to freeze.

PROJECT MAINTENANCE

WEEDS CAN BE PREVENTED

When a proper base is installed, there is no soil directly beneath your pavers from which weeds can grow. However, if the joints are not kept full with jointing material, it is possible for dirt and weed seeds to blow in from the surrounding area and germinate in the joints.

In the past - a basic sand was the only jointing material available. Unless it was replenished regularly, rain would erode the sand, leaving joints vulnerable to weeds.

Today - new varieties of sand stabilizing compounds and polymeric jointing material are available which **relieves homeowners from this maintenance burden.** See page 31 for more information on jointing material choices.

A SOLID FOUNDATION PREVENTS SETTLING

When the base of your project is properly constructed, water will not accumulate underneath and cause settling. See page 30 for more information on proper construction.

TO SEAL OR NOT TO SEAL

Some homeowners choose to apply a sealer to their project surface when it's finished, to enhance the color of their pavers. Others choose to appreciate the color of the pavers as they are. Unilock pavers will be durable with or without a sealer. If you choose to seal your project after its installed, you should plan to re-seal every three to five years.

THE CHOICE OF DESIGN PROFESSIONALS

The same Unilock® products available to homeowners are relied on by architects, landscape architects and engineers, to create world class commercial spaces across North America.



NAVY PIER, CHICAGO, IL. Designer: James Corner Field Operations



PUBLIC PLAZA AT CN TOWER, TORONTO, ON. Designer: IBI Group L.A. Graham Infrastructure LP.




*NEW YORK BOTANICAL GARDENS, MANHATTAN, NY.
Designer: New York Botanical Gardens*



LITTLE CAESARS ARENA, DETROIT, MI. Designer: SmithGroup.



PLYMOUTH ROCK, PLYMOUTH, MA. Designer: BETA Group Inc.



INDIANAPOLIS MOTOR SPEEDWAY, INDIANAPOLIS, IN. Designer: Browning Day Mullins Dierdorf.

THE CHOICE OF THE BEST CONTRACTORS & CRAFTSMEN

Like a good artist needs the right paint, the best contractors use exclusive Unilock colors, textures and styles to showcase their creativity and workmanship.


LEARN

A close-up, high-angle photograph of several rectangular stone pavers. The pavers are arranged in a grid pattern, with some showing signs of wear and discoloration. The lighting is bright, creating strong shadows and highlights on the textured surfaces of the stones.

PLAN

TURN YOUR DREAMS INTO REALITY

If you've never undertaken an outdoor landscaping project before, it can feel overwhelming. We're here to help. The pages in this section are designed to help you plan for a successful project.

A photograph of a succulent plant in a concrete planter on a stone patio. The succulent has thick, green, rounded leaves with some purple-tinted edges. The planter is a simple, light-colored concrete block. The patio is made of large, rectangular, light-colored stone tiles with dark grout. The lighting is bright, casting soft shadows.

Choosing a Contractor
Project Management Tips
Design Considerations
Outdoor Idea Center

CHOOSING A CONTRACTOR

Choosing the right contractor for your project is the most **important decision**. Even the best materials can be spoiled by poor installation and workmanship.

WORKMANSHIP

- Ask to see projects the contractor completed more than two years ago so you can see **how their work holds up** over time.
- Are the pavers laid in a way that minimizes awkward cuts? Are the curves of the project cut in a way that minimizes large gaps?
- Have edge restraints been used and still in place?
- How long does the contractor **guarantee** the work? How many warranty claims has the company had in the past two years?

SUB-CONTRACTING

Some contractors will hire other companies to perform parts of the work, like lighting and irrigation. Be sure to ask the contractor about these sub-contractors and how they will be managed.

RELEVANT EXPERIENCE

- How long has the contractor been installing pavers and walls?
- Has the contractor installed projects in the past with the features you're considering (e.g., a raised patio, retaining wall or water feature)?

BASE PREPARATION

- What are the contractor's base preparation methods? What materials are used and why?
- Is there a standard procedure for base preparation or will the contractor assess **your site's unique needs**?



HAVING TROUBLE FINDING A CONTRACTOR?

Contact us at **1-800-UNILOCK** or register online at **Unilock.com** to take advantage of our Unilock® Authorized Contractor referral program. We'll match you with a local contractor who is guaranteed to do the job right.

TIMING

- Ask the contractor how far in advance they are booking projects and **how long your project might take**.
- What is the contractor's payment terms?
- Is an upfront deposit required to **secure the timing** of the project?

DOCUMENTATION

- Does the contractor have the **proper licensing** for their work?
- Does the contractor have **liability insurance** and are employees covered by Workers Compensation?
- Will there be permits required for the job and if so, who is responsible to secure them?

COMPATIBILITY

- Do you like this contractor? Can you **easily communicate** and understand each other? Is this someone you can trust?
- Ask if the person you're meeting will be on site throughout the project or if someone else in the company will be your day-to-day contact person.
- Contacting **references** can help you understand how the contractor operates throughout a project.



DESIGN

- Does the contractor offer a **design service**? Is there a cost for this? Is the design hand drawn or rendered in 3D?
- Are the contractor's designs something you would like for your project?

PROJECT MANAGEMENT TIPS

1 | BUDGET

Ask your contractor to provide **good/better/best versions** of the project, or perhaps a budget that phases your project into several stages. Some contractors can even offer **payment plans** so you don't have to pay for your project right away.

2 | TIMELINE

Be sure to tell your contractor if there is a **deadline** by which the project absolutely must be completed. Rainy weather sometimes impacts the timing of projects, so be sure to understand what happens in the event of a delay.

3 | GROUND RULES

Your contractor's crew will be on your property on a daily basis. Agree to **ground rules** before the project begins. What time will work begin and end each day? What is their daily clean up routine? Where will products and equipment be stored on the site? Will they require access to your home or garage?

4 | COMMUNICATION

Establish in advance **who to contact if you have concerns** and how often you'd like your contractor to provide you with updates. If you notice something that doesn't look right on your project, be sure to let your contractor know right away.

5 | CHANGES

Even the best managed projects occasionally run into unforeseen circumstances. Be sure to understand the contractor's procedure for handling changes.

6 | PROJECT WRAP UP

If you're happy with the completed project, be sure to recommend your contractor to friends and neighbors, and **don't forget to register for your Unilock product warranty** at Unilock.com.

DESIGN CONSIDERATIONS

OUTDOOR LIVING

EXPAND YOUR HOME

A new outdoor living space can **add functional square footage** to your existing home by providing a new space to relax and entertain. Consider first how you would like to use the space, and then design it as an extension of your interior decorating style. Even a small space can appear bigger by using different paver colors, paver borders, elevation changes and seat walls to define distinct areas for cooking, eating and relaxing.

OUTDOOR ROOMS

Fire features are growing in popularity because they add visual interest and warmth that makes the space more enjoyable to use in cooler weather. Lighting installed in gardens, low walls, steps and pillars will also help draw people outside in the evening and adds visual appeal that you can enjoy from inside your home. Snow-covered pillars and walls can make beautiful accents to your property in the winter months.



Artline™ paver with Lineo® Dimensional Stone fire feature

POOL DECKS

SIZE MATTERS

When planning your pool deck, **four feet is the minimum perimeter** around the pool for basic access. However, if you intend to use the pool deck as a patio for entertaining or sunbathing, you'll need to increase this significantly. Be sure to keep in mind the size of your outdoor furniture; it's typically much bigger than indoor furniture!

SAFETY CONSIDERATIONS

The paver you choose for your pool deck deserves special consideration because you'll be **walking on it in your bare feet!** Be sure to choose a color that **won't absorb too much heat** from the summer sun. A smoother surface is pleasing to walk on, but make sure it's sufficiently **non-slip**. Umbriano® is our most popular choice for pool decks. For the coping around the edge of the pool, avoid products with abrasive edges. A contrasting coping color or inset border is also something to consider, as it helps define the pool edge.



Umbriano® paver with Rivercrest® Wall Hot Tub


DRIVEWAYS

CURB APPEAL

A paver driveway is **an investment that adds instant curb appeal** and value to your home. When choosing a paver product it's generally a good idea to complement the main color of your home rather than to try to match it. Then, consider borders and accents to draw out specific colors from your home and create continuity. Consider adding vertical features like pillars, planters and decorative walls to further enhance the beauty of your driveway.

THINK GREEN

Permeable pavers **allow rainwater to flow between the joints**, through special base materials and into the subsoil below. This reduces puddling on the driveway surface when it rains, and reduces ice build-up in winter. It also provides a dual "green" benefit; not only does it reduce the amount of water that flows into storm sewers but it also provides moisture to surrounding plant material.



ENTRANCES

WELCOME GUESTS

A great looking front entrance gives guests a warm welcome. Attractive steps that are wide enough to easily navigate, **low garden walls and planter boxes**, and smartly placed lighting all contribute to a cozy feeling that smooths the transition from the street to your home. As a general rule, the minimum width for any walkway is four feet.

A PLACE TO SIT

Even a modest front yard can usually accommodate a small courtyard seating space, where a morning coffee can be enjoyed or parents can observe their children playing with neighborhood friends.



NEED MORE DESIGN IDEAS? VISIT OUR **UNILOCK OUTDOOR IDEA CENTER**

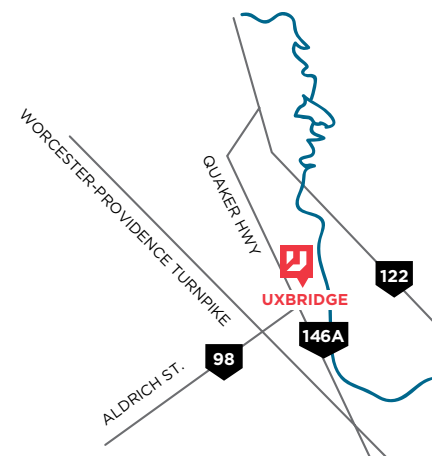
SEE An expansive display of **Unilock® products** in a **life-size** outdoor setting.

TALK To our **knowledgeable staff** and we'll help you create a plan to achieve the outdoor space you're dreaming about.

TAKE **FREE samples** of Unilock paver and wall products home with you.

 **SEE VIRTUAL TOUR AT [UNILOCK.COM](https://www.unilock.com)**

Please feel free to walk around and browse our Outdoor Idea Center at any time. Call **1-800-UNILOCK** or visit **Unilock.com** for more details.



**35 Commerce Dr.
Uxbridge, MA 01569**

VISUALIZING YOUR PROJECT DESIGN

A detailed design requires a great deal of time and effort, so you can understand why many contractors charge for this service in advance.

TRADITIONALLY,
LANDSCAPE DESIGNS
WERE HAND DRAWN TO
SCALE ON GRAPH PAPER.

While there are many contractors and designers who still prefer to draw by hand, more and more plans today are being created digitally and in 3D.

If you're having trouble imagining what your project will look like when it's complete, a 3D design can really help.




HAVING TROUBLE FINDING A CONTRACTOR WHO CAN HELP VISUALIZE YOUR DESIGN? WE CAN HELP.

Contact us at **1-800-UNILOCK** or register online at **Unilock.com** to take advantage of our Unilock® Authorized Contractor referral program. We'll take the time to understand your project, and will match you with a local contractor who offers a 3D design service and is guaranteed to do the job right.

3D Rendering



Completed Job





SELECT

CHOOSING THE PERFECT PRODUCT

Whether it's a classic paver or wall that you're looking for, or a luxurious product with all the bells and whistles of the latest technology, Unilock® has the perfect choice for your project.

CLASSIC

Our budget-friendly, Unilock Classic pavers and walls are manufactured to exceed ASTM standards for quality and strength. Available in classic shapes and styles, these products utilize a traditional product mix of large and small aggregates that is consistent from top to bottom with color mixed throughout.

STONEMARK™

The highly detailed surface texture of StoneMark products is created using Reala Technology. Combined with careful color blending, the result is surface texture and color variation resembling natural stone, but with the durability and precision of a manufactured paver or wall product.

ENDURACOLOR™

The refined surface of Unilock EnduraColor products is achieved with a **two step manufacturing process** that combines a base of coarser aggregates for a **stronger foundation**, with concentrated color and **wear-resistant finer aggregates on top**. This process protects the surface from the appearance of fading over time because the top layer prevents large, lighter color aggregates from ever showing through.

PERMEABLE

To reduce the amount of rainwater that flows off the surface of your new pavers and into storm sewers, consider a permeable paving system. Unilock permeable pavers have extra wide joint spaces and are installed on a special aggregate base so water flows through, replenishing the natural ecosystem.

ELEGANCE™

Deep, rich colors and a multitude of unique Reala™ textures combine to deliver the timeless beauty of Unilock Elegance. From the timeworn look of European cobblestones, to the classic luxury of riven natural stone slabs, our Elegance collection offers styles you can't get anywhere else and thanks to Ultima™ Concrete, the look you purchase is the look that will last, with up to 4x the strength of poured in place concrete.







UNILOCK® COLLECTION OF

PAVERS & SLABS

Whether your project is a light-duty patio or a heavy-duty driveway, the range of Unilock choices has never been better. From classic pavers to luxurious large-scale options, Unilock offers style and technology you can't get anywhere else.





Almond Grove with Town Hall® (Burgundy Red) accent and Courtstone® (Belgian Blue) walkway

BRUSSELS BLOCK®

COLORS*



ALMOND GROVE



COFFEE CREEK



LIMESTONE



NEW YORK BLEND



SANDSTONE



SIERRA

TECHNICAL ADVANTAGES

CLASSIC

ANTIQUED FINISH

Distressed, timeworn finish

DRIVE FRIENDLY

Can handle vehicular loads



XL STONE
8¼ x 13¾ x 2¾"
20.8 x 34.8 x 7cm



STANDARD STONE
6⅞ x 8¼ x 2¾"
17.3 x 20.8 x 7cm



HALF STONE
4⅞ x 6⅞ x 2¾"
10.4 x 17.3 x 7cm



FULLNOSE COPING
6 x 12 x 2¾"
15 x 30 x 7cm

Laying patterns can be found on page 148.



CASSOVA®

ANTARA®

COLORS*



COLORS*



8½ x 4¼ x 2⅜"
21.8 x 10.8 x 6cm

CLASSIC

ANTIQUED FINISH

Distressed, timeworn finish

DRIVE FRIENDLY

Can handle vehicular loads



LARGE RECTANGLE
6 x 9 x 2⅜"
15 x 22.5 x 6cm

CLASSIC

ANTIQUED FINISH

Distressed, timeworn finish

DRIVE FRIENDLY

Can handle vehicular loads



SQUARE
6 x 6 x 2⅜"
15 x 15 x 6cm



Rustic Red

CAMELOT™

COLORS*



ALMOND GROVE



GRANITE



RUSTIC RED



SIERRA



CHARCOAL RECTANGLE ONLY **NEW FOR 2019**



RECTANGLE
6 x 9 x 2 $\frac{3}{8}$ "
15 x 22.5 x 6cm



SQUARE
6 x 6 x 2 $\frac{3}{8}$ "
15 x 15 x 6cm

Visit Unilock.com for laying patterns.

TECHNICAL ADVANTAGES

CLASSIC

DRIVE FRIENDLY

Can handle vehicular loads



Granite

ECO-PRIORA™

COLORS*



GRANITE



SIERRA

TECHNICAL ADVANTAGES

CLASSIC

DRIVE FRIENDLY

Can handle vehicular loads

PERMEABLE

Can be installed to allow water to flow through



LARGE SQUARE
10 x 10 x 3/8"
24 x 24 x 8cm
SPECIAL ORDER



RECTANGLE
5 x 10 x 3/8"
12 x 24 x 8cm



SQUARE
5 x 5 x 3/8"
12 x 12 x 8cm
SPECIAL ORDER

Also Available in Umbriano®, Series™, Premier or Tumbled finish as Special Order.



Granite

HOLLANDSTONE™

COLORS*



ALMOND GROVE



CHARCOAL



GRANITE



RED



SIERRA



RUSTIC RED



STANDARD
4 x 8 x 2 3/8"
10 x 20 x 6cm

8cm thickness is available
by Special Order.

TECHNICAL ADVANTAGES

CLASSIC

DRIVE FRIENDLY

Can handle vehicular loads

Visit Unilock.com for laying patterns.



Classic - Granite Blend

TREO[®] CLASSIC

COLORS*



ALMOND GROVE



GRANITE BLEND



SIERRA

TECHNICAL ADVANTAGES

CLASSIC

DRIVE FRIENDLY

Can handle vehicular loads



LARGE RECTANGLE
13¼ x 8⅞ x 2⅜"
33.75 x 22.5 x 6cm



SQUARE
8 x 8 x 2⅜"
22.5 x 22.5 x 6cm



SMALL RECTANGLE
4½ x 8⅞ x 2⅜"
11.25 x 22.5 x 6cm

RANDOM BUNDLE



Sierra

WESTPORT™

COLORS*



BAVARIAN **NEW FOR 2019**



NEW YORK BLEND **NEW FOR 2019**



SIERRA **NEW FOR 2019**



STEEL MOUNTAIN **NEW FOR 2019**



CHARCOAL **NEW FOR 2019**
AVAILABLE IN RECTANGLE ONLY



LARGE RECTANGLE
10 x 15 x 2¾"
25.4 x 38 x 7cm

RANDOM BUNDLE



SQUARE
10 x 10 x 2¾"
25.4 x 25.4 x 7cm



RECTANGLE
5 x 10 x 2¾"
12.7 x 25.4 x 7cm



RECTANGLE
5 x 10 x 2¾"
12.7 x 25.4 x 7cm
SOLD SEPARATELY

TECHNICAL ADVANTAGES

ENDURACOLOR™

Refined surface and long-lasting color

DRIVE FRIENDLY

Can handle vehicular loads

NEW FOR 2019

EASYCLEAN™ STAIN RESISTANCE - CF 90

Factory sealed to provide integral surface protection from stains

Laying patterns can be found on page 148.



TREO® PREMIER

COLORS*



ALMOND GROVE



BAVARIAN



COPPER RIDGE



NEW YORK BLEND



SIERRA



STEEL MOUNTAIN



TUSCANY



LARGE RECTANGLE
13¼ x 8⅞ x 2⅜"
33.75 x 22.5 x 6cm




SQUARE
8⅞ x 8⅞ x 2⅜"
22.5 x 22.5 x 6cm



SMALL RECTANGLE
4½ x 8⅞ x 2⅜"
11.25 x 22.5 x 6cm

RANDOM BUNDLE



CHARCOAL
AVAILABLE IN SMALL RECTANGLE ONLY



BROWN
AVAILABLE IN SMALL RECTANGLE ONLY



SMALL RECTANGLE
4½ x 8⅞ x 2⅜"
11.25 x 22.5 x 6cm
SOLD SEPARATELY

TECHNICAL ADVANTAGES

ENDURACOLOR™

Refined surface and long-lasting color

DRIVE FRIENDLY

Can handle vehicular loads



TREO® PREMIER

TOP

New York Blend

BOTTOM

Bavarian

OPPOSITE

Almond Grove with Brussels Dimensional System™ Sunset Firepit (Sierra)









Almond Grove with Courtstone® (Dawn Mist) accent

TRANSITION™

COLORS*



ALMOND GROVE



BAVARIAN



NEW YORK BLEND



SIERRA



STEEL MOUNTAIN



6 x 9 x 2 3/8"
15 x 23 x 6cm



6 x 6 x 2 3/8"
15 x 15 x 6cm

TECHNICAL ADVANTAGES

ENDURACOLOR™

Refined surface and long-lasting color

DRIVE FRIENDLY

Can handle vehicular loads

Laying patterns can be found on page 148.





Sierra with Town Hall® (Basalt) accent

THORNBURY™

COLORS*



ALMOND GROVE



BAVARIAN



NEW YORK BLEND



SIERRA



RANDOM BUNDLE

LARGE RECTANGLE
13¾ x 16½ x 2¾"
35 x 42 x 7cm



MEDIUM RECTANGLE
13¾ x 8¼ x 2¾"
35 x 21 x 7cm



SMALL RECTANGLE
6¾ x 8¼ x 2¾"
17.3 x 21 x 7cm

TECHNICAL ADVANTAGES

ENDURACOLOR™

Refined surface and long-lasting color

DRIVE FRIENDLY

Can handle vehicular loads

PERMEABLE

Can be installed to allow water to flow through

**THORNBURY SMOOTH AVAILABLE IN
STEEL MOUNTAIN AND ALMOND GROVE
AS SPECIAL ORDER**

Laying patterns can be found on page 148.



BEACON HILL™ FLAGSTONE

COLORS*



ALMOND GROVE



BAVARIAN



COFFEE CREEK



FOSSIL



NEW YORK BLEND



SIERRA



TUSCANY



STEEL MOUNTAIN

TECHNICAL ADVANTAGES

ENDURACOLOR™

Refined surface and long-lasting color

DRIVE FRIENDLY

6cm pedestrian traffic only

8cm drive friendly available by special order



RANDOM BUNDLE

LARGE RECTANGLE
21 x 14 x 2 3/8"
54 x 36 x 6cm



SQUARE
14 x 14 x 2 3/8"
36 x 36 x 6cm



SMALL RECTANGLE
7 x 14 x 2 3/8"
18 x 36 x 6cm



XL UNIT
21 x 35 x 2 3/8"
54 x 90 x 6cm
SOLD SEPARATELY

8CM THICKNESS IS AVAILABLE AS SPECIAL ORDER. MINIMUM QUANTITIES APPLY.

Laying patterns can be found on page 148.



BEACON HILL™ FLAGSTONE

TOP

PAVER: Almond Grove

WALL: Estate Wall® (Sierra) with Town Hall® (Basalt) accent


BOTTOM

Tuscany with Copthorne® (Basalt) accent

OPPOSITE

PAVER: Almond Grove with Copthorne (Burgundy Red) accent

WALL: Estate Wall (Sierra) and LedgeStone (Grey) coping







BEACON HILL™ SMOOTH

COLORS*



COPPER RIDGE



FOSSIL **NEW FOR 2019**



SIERRA



STEEL MOUNTAIN



TUSCANY

TECHNICAL ADVANTAGES

ENDURACOLOR™

Refined surface and long-lasting color

DRIVE FRIENDLY

6cm pedestrian traffic only

8cm drive friendly available by special order



LARGE RECTANGLE
21 x 14 x 2³/₈"
54 x 36 x 6cm



SQUARE
14 x 14 x 2³/₈"
36 x 36 x 6cm



SMALL RECTANGLE
7 x 14 x 2³/₈"
18 x 36 x 6cm

RANDOM BUNDLE



XL UNIT
21 x 35 x 2³/₈"
54 x 90 x 6cm
SOLD SEPARATELY

Laying patterns can be found on page 148.



BEACON HILL™ SMOOTH

TOP

PAVER: Steel Mountain with Copthorne® (Basalt) accent

WALL, FIREPIT AND WATER FEATURE: Rivercrest® Wall (Buff) with Ledgestone™ (Buff) coping

BOTTOM

Tuscany with Natural Stone coping

OPPOSITE

PAVER: Steel Mountain

SEAT WALL AND PILLAR: U-Cara® (Steel Mountain Pitched Face) with U-Cara (Opal Blend Smooth Face) and Universal Coping (Light Grey) with Ledgestone™ (Grey) pillar cap







Steel Mountain with Copthorne® (Basalt) accent and Brussels Fullnose® (Sandstone) accents
Wall - Brussels Dimensional System (Sierra) with Ledgestone (Buff) coping



Bavarian with Brussels Block® (Sandstone) accent
Wall - Brussels Dimensional System™ (Sandstone)

BRISTOL VALLEY®

COLORS*



STEEL MOUNTAIN



BAVARIAN



LARGE RECTANGLE
21¼" X 14½" X 2⅜"
54 x 36 x 6cm



SQUARE
14½" X 14½" X 2⅜"
36 x 36 x 6cm



SMALL RECTANGLE
7½" X 14½" X 2⅜"
18 x 36 x 6cm

RANDOM BUNDLE

TECHNICAL ADVANTAGES

ENDURACOLOR™

Refined surface and long-lasting color

PEDESTRIAN ONLY

NEW FOR 2019

EASYSOFT™ STAIN RESISTANCE - CF 90

Factory sealed to provide integral surface protection from stains

Laying patterns can be found on page 148.



BRISTOL VALLEY®

TOP

PAVER: Steel Mountain

WALL: Rivercrest® Wall (Coastal Slate) and LedgeStone™ (Buff) coping and pillar caps

BOTTOM

PAVER: Steel Mountain with Cophorne® (Basalt) accent

WALL: Brussels Dimensional System™ (Sierra)

OPPOSITE

PAVER: Bavarian with Brussels Block® (Sandstone) and Cophorne® (Burnt Clay) accents







Sable Blend with Cocoa Brown, Dark Charcoal and Brussels Block (Sandstone) accents



Sable Blend with Dark Charcoal accent

MATTONI

COLORS*



COCOA BROWN



DARK CHARCOAL



SABLE BLEND



STANDARD
 2¼ x 9½ x 2¾"
 6 x 24 x 7cm

Laying patterns can be found on page 148.

TECHNICAL ADVANTAGES

ENDURACOLOR™

Refined surface and long-lasting color

ANTIQUED FINISH

Distressed, timeworn finish

DRIVE FRIENDLY

Can handle vehicular loads



ARTLINE™

COLORS*



STEEL MOUNTAIN - SMOOTH FINISH



TUSCANY - SMOOTH FINISH



COPPER RIDGE - SMOOTH FINISH



WINTER MARVEL - UMBRIANO FINISH



FRENCH GREY - UMBRIANO FINISH



2 COLOR BLEND (WINTER MARVEL & FRENCH GREY) - UMBRIANO FINISH BLENDED ON SITE

TECHNICAL ADVANTAGES

ENDURACOLOR™

Refined surface and long-lasting color

DRIVE FRIENDLY

Can handle vehicular loads

UMBRIANO® FINISH

COLORFUSION™ TECHNOLOGY

Subtly mottled color finish

EASYSOFT™ STAIN RESISTANCE - CF 90

Factory sealed to provide integral surface protection from stains

RANDOM BUNDLE ALL UNITS



6¾ x 4⅞ x 2¾"
16.9 x 12.5 x 7cm



10⅜ x 4⅞ x 2¾"
26.25 x 12.5 x 7cm



17¾ x 4⅞ x 2¾"
45 x 12.5 x 7cm



17¾ x 7½ x 2¾"
45 x 18.75 x 7cm



8⅞ x 7½ x 2¾"
22.5 x 18.75 x 7cm



13⅜ x 7½ x 2¾"
33.75 x 18.75 x 7cm



13⅜ x 4⅞ x 2¾"
33.75 x 12.5 x 7cm

Laying patterns can be found on page 148.



ARTLINE™

TOP

Steel Mountain with Series™
(Black Granite) accent

BOTTOM

2 Color Blend
(French Grey and Winter Marvel)

OPPOSITE

Steel Mountain with Series™
(Black Granite) accent







TOP

Indian Coast with Black River banding

BOTTOM

PAVER: Stone Cliff Grey

GRILL ISLAND AND FIREPIT:
Rivercrest® Wall (Buff) and
Rivercrest Firepit (Buff)



NATURAL STONE

Suitable for pool decks, wood decks, patios, entrances and concrete overlays.

SANDSTONE

COLORS*



AUTUMN HARVEST



INDIAN COAST



STONE CLIFF GREY

LIMESTONE



BLACK RIVER



HEARTHSTONE



WINTER MIST



12 x 24 x 7/8"
30 x 60 x 2.2cm



24 x 24 x 7/8"
60 x 60 x 2.2cm



18 x 24 x 7/8"
45 x 60 x 2.2cm



24 x 36 x 7/8"
60 x 90 x 2.2cm



NATURAL EDGE COPING 4'
48 x 12 x 2"
120 x 30 x 5cm

48 x 16 x 2"
120 x 40 x 5cm



NATURAL EDGE COPING 6'
72 x 12 x 2"
183 x 30 x 5cm

72 x 16 x 2"
183 x 40 x 5cm

FULLNOSE COPING 4'
48 x 16 x 2"
120 x 40 x 5cm

FULLNOSE COPING 6'
72 x 16 x 2"
183 x 40 x 5cm



NATURAL EDGE STEP 4'
48 x 16 x 2"
120 x 40 x 5cm

NATURAL EDGE STEP 6'
72 x 16 x 6"
183 x 40 x 15cm



24" PILLAR CAP
24 x 24 x 2 1/2"
60 x 60 x 6.5cm

28" PILLAR CAP
28.5 x 28.5 x 3"
72 x 72 x 7.5cm

PLEASE CONTACT YOUR CONTRACTOR OR A LOCAL UNILOCK AUTHORIZED DEALER FOR MORE INFORMATION AND AVAILABILITY.
LOOKING FOR MORE INFORMATION? Contact us at 1-800-UNILOCK to receive your free Natural Stone catalog today!

Not suitable for vehicular applications.



TOP

Gotham Nero

BOTTOM

Rimini



PORCELAIN TILE

Suitable for wood deck and concrete overlays.

DELCONCA USA



GOTHAM NERO



GOTHAM BEIGE



GOTHAM GREY



TRAVSTONE BEIGE



TRAVSTONE NOCE



ARBOR BIANCO **NEW FOR 2019**



ARBOR GRAY **NEW FOR 2019**



ARBOR NATURAL **NEW FOR 2019**

CERAMICHE
• CAESAR •
LA CULTURA DELLA MATERIA



EIKON GEA



EIKON TITANIO



GRAUSTEIN



RIMINI **NEW FOR 2019**



23⁵/₈ x 23⁵/₈ x ³/₄"
60 x 60 x 2cm



15³/₄ x 31¹/₂ x ³/₄"
40 x 80 x 2cm

ARBOR BIANCO, ARBOR GRAY AND
ARBOR NATURAL SIZES ONLY

PLEASE CONTACT YOUR CONTRACTOR OR A LOCAL UNILOCK AUTHORIZED DEALER FOR MORE INFORMATION AND AVAILABILITY.
LOOKING FOR MORE INFORMATION? Contact us at 1-800-UNILOCK to receive your free Porcelain Tile catalog today!

Not suitable for vehicular applications.



UMBRIANO®

COLORS*



FRENCH GREY



MIDNIGHT SKY



WINTER MARVEL



SUMMER WHEAT



HARVEST BROWN



ARTLINE SIZE - FRENCH GREY
See page 79 for more information



ARTLINE SIZE - WINTER MARVEL
See page 79 for more information

TECHNICAL ADVANTAGES

ENDURACOLOR™

Refined surface and long-lasting color

EASYCLEAN™ STAIN RESISTANCE - CF 90

Factory sealed to provide integral surface protection from stains

COLORFUSION™ TECHNOLOGY

Subtly mottled color finish

PEDESTRIAN ONLY

16 x 16", 8 x 16" and 8 x 8" sizes of 7cm can handle vehicular loads



LARGE RECTANGLE
21 x 14 x 2 3/8"
54 x 36 x 6cm



SQUARE
14 x 14 x 2 3/8"
36 x 36 x 6cm



SMALL RECTANGLE
7 x 14 x 2 3/8"
18 x 36 x 6cm

RANDOM BUNDLE



24 x 24 x 2 3/4"
60 x 60 x 7cm
SPECIAL ORDER



12 x 24 x 2 3/4"
30 x 60 x 7cm
SPECIAL ORDER



16 x 16 x 2 3/4"
40 x 40 x 7cm
SPECIAL ORDER



8 x 16 x 2 3/4"
20 x 40 x 7cm
SPECIAL ORDER



8 x 8 x 2 3/4"
20 x 20 x 7cm
SPECIAL ORDER

Laying patterns can be found on page 148.



UMBRIANO®

TOP

PAVER: Summer Wheat with Town Hall®
(Burnt Clay) accent

STEPS: Natural Stone (Indian Coast)
coping and steps

BOTTOM

French Grey with Copthorne®
(Basalt) accent

OPPOSITE

Summer Wheat







LEFT
SERIES BANDING IDEA FOR WALL
 Rivercrest® Wall (Coastal) with Black Granite accent and Ledgestone™ (Grey) coping

RIGHT
SERIES BANDING IDEA FOR PAVER
 Richcliff® (Dawn Mist) with Black Granite accent

BOTTOM
SERIES BANDING IDEA FOR PAVER
 Artline (Steel Mountain) with Black Granite accent





Peppered Granite with Black Granite accent

SERIES™

TECHNICAL ADVANTAGES

ENDURACOLOR™

Refined surface and long-lasting color
Granite, Quartz and Marble
surface materials

COLORS*



BLACK GRANITE AVAILABLE IN 6 x 6" AND 4 x 8" ONLY



PEPPERED GRANITE



LARGE RECTANGLE
21 x 14 x 2 3/8"
54 x 36 x 6cm



SQUARE
14 x 14 x 2 3/8"
36 x 36 x 6cm



SMALL RECTANGLE
7 x 14 x 2 3/8"
18 x 36 x 6cm

RANDOM BUNDLE



4 x 8 x 2 3/4"
10 x 20 x 7cm
AVAILABLE IN BLACK GRANITE ONLY



12 x 12 x 2 3/4"
30 x 30 x 7cm
SPECIAL ORDER



6 x 12 x 2 3/4"
15 x 30 x 7cm
SPECIAL ORDER



6 x 6 x 2 3/4"
15 x 15 x 7cm
SPECIAL ORDER

Laying patterns can be found on page 148.





Crystalline Basalt with Peppered Granite accent

TRIBECA COBBLE™

COLORS*



CRYSTALLINE BASALT



PEPPERED GRANITE



LARGE RECTANGLE
5 1/8 x 12 x 2 3/4"
13 x 30.5 x 7cm



MEDIUM RECTANGLE
5 1/8 x 9 x 2 3/4"
13 x 23 x 7cm



SMALL RECTANGLE
5 1/8 x 7 x 2 3/4"
13 x 17.5 x 7cm



CURB UNIT
11.5 x 9 x 4 x 7"
29 x 23 x 10 x 18cm

RANDOM BUNDLE

TECHNICAL ADVANTAGES

ENDURACOLOR™

Refined surface and long-lasting color
Granite, Quartz and Marble
surface materials

DRIVE FRIENDLY

Can handle vehicular loads

PERMEABLE

Can be installed to allow water
to flow through

Laying patterns can be found on page 148.





Nuvola

SENZO™

TECHNICAL ADVANTAGES

ENDURACOLOR™

Refined surface and long-lasting color

EASYCLEAN™ STAIN RESISTANCE - CF 100

Factory sealed to provide integral surface protection from stains

DRIVE FRIENDLY

Can handle vehicular loads

COLORS*



CASTANO



CREMA



NUVOLA



8 x 16 x 2¼"
20 x 40 x 7cm
SPECIAL ORDER

Visit Unilock.com for laying patterns.





 **ELEGANCE™**

RICHCLIFF®

Inspired by the texture of natural cut flagstone, Richcliff offers superior durability and timeless appeal for driveways, patios, walkways and commercial projects. A multitude of stone textures were cast using Reala™ Technology, to ensure that finished projects will have a completely random, and natural appearance. And unlike natural stone, which can crack, split and fade, Richcliff is virtually indestructible. Ultima™ Concrete Technology makes Richcliff up to four times stronger than conventional poured concrete. A new large rectangle size is now available for use on its own or in combination with the traditional 3-stone random bundle for expanded patterning options and a larger scale look.





Pebble Taupe and Dawn Mist Blend

COLORS*



DAWN MIST



PEBBLE TAUPE



PEBBLE TAUPE / DAWN MIST BLENDED ON SITE



SMOKE SHALE



RECTANGLE
12 x 9 x 2³/₈"
30 x 22.6 x 6cm



SQUARE
9 x 9 x 2³/₈"
22.6 x 22.6 x 6cm



SMALL RECTANGLE
6 x 9 x 2³/₈"
15 x 22.6 x 6cm



LARGE RECTANGLE
21 x 12 x 2³/₈"
52.8 x 30.2 x 6cm
SOLD SEPARATELY

RANDOM BUNDLE

RICHCLIFF® TECHNICAL ADVANTAGES

ELEGANCE™

Deep rich colors and unique textures

REALA™ TECHNOLOGY

Cast natural stone

ULTIMA™ CONCRETE TECHNOLOGY

Up to 4x stronger than poured-in-place concrete

DRIVE FRIENDLY

Random Bundle can handle vehicular loads

NOTE: 21" x 12" not suitable for vehicular applications. Laying patterns can be found on page 148.





 ELEGANCE™

COURTSTONE®

The polished look of Courtstone brings a luxurious, old-world elegance to driveways and walkways, with Ultima™ which provides up to four times the strength of conventional poured concrete. Using Reala™ Technology, the unique shapes of Courtstone were cast from real European cobblestones, but manufactured with a consistent base for efficient installation and superior interlock. It's a look that has remained popular for centuries. The stone's non-linear shape means it's possible to create smooth looking curves with minimal cuts. This, in combination with a rich color palette, makes Courtstone a frequent choice for borders and banding accents.





Basalt

COLORS*



BASALT



BELGIAN BLUE



BASALT / BELGIAN BLUE BLENDED ON SITE



DAWN MIST



PEBBLE TAUPE



DAWN MIST / PEBBLE TAUPE

COURTSTONE®

TECHNICAL ADVANTAGES

ELEGANCE™

Deep rich colors and unique textures

REALA™ TECHNOLOGY

Cast from historic European cobble stones

ULTIMA™ CONCRETE TECHNOLOGY

Up to 4x stronger than poured-in-place concrete

DRIVE FRIENDLY

Can handle vehicular loads



RANDOM BUNDLE

XL RECTANGLE
5 1/8 x 8 3/8 x 2 3/8"
13 x 21.5 x 6cm



LARGE RECTANGLE
5 1/8 x 7 1/4 x 2 3/8"
13 x 18.5 x 6cm



RECTANGLE
5 1/8 x 6 1/2 x 2 3/8"
13 x 16.5 x 6cm



SMALL RECTANGLE
5 1/8 x 5 3/4 x 2 3/8"
13 x 14.5 x 6cm



SQUARE
5 1/8 x 5 1/8 x 2 3/8"
13 x 13 x 6cm





 ELEGANCE™

TOWN HALL®

The substantial proportions and unique color blending of Town Hall is modeled after historic North American clay street pavers. The timeless look makes it an excellent choice for driveways, patios, walkways and more, in either traditional or permeable applications. The rich colors and classic shape also make it popular for borders, banding and other accents in pavers, walls and vertical features. To ensure projects have a random appearance, Town Hall textures were cast from a multitude of different surfaces using Reala™ Technology, and Ultima™ Concrete Technology was used to create superior durability. The result is vintage, streetscape charm that stands the test of time.





Basalt with Umbriano (Winter Marvel) accent

COLORS*



BURGUNDY RED



BURNT CLAY



OLD OAK



3 COLOR BLEND BLENDED ON SITE



HERITAGE RED



HERITAGE CLAY



HERITAGE 2 COLOR BLEND
BLENDED ON SITE



BASALT



STANDARD
4 x 9¾ x 2¾"
10 x 25 x 7cm

Laying patterns can be found on page 148.

TOWN HALL® TECHNICAL ADVANTAGES

ELEGANCE™

Deep rich colors and unique textures

REALA™ TECHNOLOGY

Cast from historic brick

ULTIMA™ CONCRETE TECHNOLOGY

Up to 4x stronger than
poured-in-place concrete

DRIVE FRIENDLY

Can handle vehicular loads

PERMEABLE

Can be installed to allow water
to flow through





 ELEGANCE™

COPTHORNE®

Inspired by the rich color and timeworn beauty of European street pavers, Copthorne offers more delicate dimensions than Town Hall®. These proportions make it possible to design curved walkways and borders using Copthorne, without the need for cutting. Cast using Reala™ Technology for an authentic surface appearance, and using Ultima™ Concrete Technology to deliver up to four times the strength of conventional poured concrete, Copthorne offers timeless beauty for driveways, walkways, patios, vertical feature accents and more.





Steel Blue with Basalt accent

COLORS*



BURGUNDY RED



BURNT CLAY



OLD OAK



3 COLOR BLEND BLENDED ON SITE



BASALT



STEEL BLUE



STANDARD
2½ x 7⅞ x 2⅜"
6.5 x 20 x 6cm

Laying patterns can be found on page 148.

COPTHORNE® TECHNICAL ADVANTAGES

ELEGANCE™

Deep rich colors and unique textures

REALA™ TECHNOLOGY


Cast from historic brick

ULTIMA™ CONCRETE TECHNOLOGY

Up to 4x stronger than poured-in-place concrete

DRIVE FRIENDLY

Can handle vehicular loads



PAVERS

BORDERS & BANDING

Like crown molding provides the finishing touch to a room in your home, smartly planned borders and banding in your driveway, walkway or patio can elevate your project from good to great.





PAVER Artline™ (French Grey & Winter Marvel)
ACCENT Series™ (Black Granite)



PAVER Mattoni (Sable Blend)
ACCENT Mattoni (Dark Charcoal)



PAVER Umbriano® (Harvest Brown)
ACCENT Brussels Block® (Sandstone)



PAVER Bristol Valley® (Bavarian)
ACCENT Town Hall (Basalt)



PAVER Treo® (Tuscany)
ACCENT Copthorne® (Burnt Clay)



PAVER Artline (Copper Ridge)
ACCENT Senzo™ (Crema)



PAVER Richcliff® (Pebble Taupe & Dawn Mist)
ACCENT Courtstone® (Basalt)



PAVER Natural Stone (Hearthstone)
ACCENT Copthorne (3 Color blend)



PAVER Umbriano (Winter Marvel)
ACCENT Senzo (Nuvola)



Wall - U-Cara® Steel Mountain (Pitched) with Opal (Smooth) accent and Universal Coping (Light Grey)
Paver - Beacon Hill™ Smooth (Steel Mountain) with Town Hall® (Basalt) accent



UNILOCK® COLLECTION OF

RETAINING WALLS & VERTICALS

Unlimited creative possibilities exist for retaining soil or building vertical features like grill islands and firepits. Now the durability of EnduraColor™ is available, thanks to our new U-Cara® multi-face wall system.



The U-Cara Multi-Face Wall System represents a revolution in wall design.

This patented system, exclusive to Unilock®, is comprised of two basic components:

- | Sure Track™ backer blocks provide dimensionally accurate structure
- | U-Cara fascia panels provide unlimited design options



1 CHOOSE YOUR BLOCK



SURE TRACK STANDARD BACKER
6 x 8 x 6"
15 x 20 x 15cm



SURE TRACK LARGE BACKER
6 x 7 x 12"
15 x 17.5 x 30cm

2 SELECT YOUR FASCIA STYLE

Pitched



STANDARD FASCIA PANEL
6 x 18½ x 2¾"
15 x 46.6 x 6cm

Smooth



U-Cara fascia panels are available in a variety of colors and textures, including **exclusive Unilock EnduraColor™ finishes.**

CLOSED END PANELS FOR CORNERS

CORNER BUNDLE



STANDARD FASCIA HALF PANEL
(Umbriano, Series, Pitched & Smooth)
6 x 9¼ x 2¾"
15 x 23.3 x 6cm



CLOSED-END FASCIA PANEL
(Umbriano, Series, Pitched & Smooth)
6 x 21 x 2¾"
15 x 53 x 6cm

COPING AND BASE UNITS



UNIVERSAL COPING
19 x 14 x 2¾"
48.2 x 35.5 x 7cm



UNIVERSAL BASE UNIT
19 x 14 x 2"
48.2 x 35.5 x 5.5cm



SURE TRACK CORNER INSERT
L = 2"
5cm



U-CARA®

TOP

WALL AND FIREPIT:

Opal (Smooth Face) with
Universal Coping (Light Grey)

PAVER: Artline™

(French Grey - Umbriano® Finish)

BOTTOM

ISLAND AND PILLARS:

Steel Mountain (Pitched Face)

PAVER: Beacon Hill™ Smooth

(Steel Mountain) with Umbriano®
(Midnight Sky) accent

OPPOSITE

GRILL ISLAND:

Opal (Smooth Face) with
Steel Mountain (Pitched Face) accent
and Universal Coping (Light Grey)

WALL: Steel Mountain (Pitched Face)
with Universal Coping (Light Grey)







LEFT - SEAT WALL

Summer Wheat (Umbriano® Finish) with Natural Stone (Indian Coast) coping

PAVER: Umbriano (Summer Wheat) with Town Hall™ (3 Color Blend) accent

RIGHT - SEAT WALL

Sierra (Pitched Face) with LedgeStone™ Fullnose Coping (Buff)

PAVER: Beacon Hill™ Flagstone with Mattoni

GRILL ISLAND

Opal (Smooth Face) with Steel Mountain (Pitched Face) accent and Universal Coping (Light Grey)



Use U-Cara to build Retaining Walls, Seat Walls, Pillars, Planters, Fire Features, Grill Islands and more!

U-CARA®

UMBRIANO® FINISH

COLORS*



FRENCH GREY




WINTER MARVEL



SUMMER WHEAT

SERIES™ FINISH



BLACK GRANITE




PEPPERED GRANITE

PITCHED FACE




BAVARIAN



STEEL MOUNTAIN

SMOOTH FACE



SIERRA



TUSCANY



OPAL

TECHNICAL ADVANTAGES

ENDURACOLOR™

Refined surface and long-lasting color

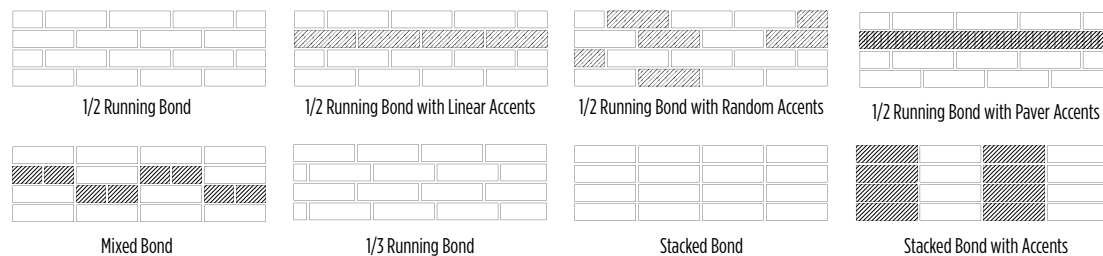
UMBRIANO FINISH COLORFUSION™ TECHNOLOGY

Subtly mottled color finish

SERIES FINISH

Granite, Quartz and Marble surface materials

U-Cara Fascia panels can be placed anywhere along the Sure Track Backer Block, allowing for a variety of patterns, color and texture combinations not possible with other systems.



For more coping options see pages 140-147.



LEFT


PILLARS AND STEPS: Rapid Pillar System (Buff) with Ledgestone™ (Buff) treads

RIGHT

FIRE FEATURE: Coastal Slate with Natural Stone (Black River) coping

BOTTOM

GRILL ISLAND: Coastal Slate with Copthorne® (Basalt) accent
PAVERS: Umbriano® (Winter Marvel) and Courtstone® (Basalt) accent



RIVERCREST® WALL

COLORS*



BUFF



COASTAL SLATE

TECHNICAL ADVANTAGES

STONEMARK™

Naturally detailed surface

REALA™ TECHNOLOGY

Cast from natural stone



In 2013, Rivercrest Wall received the "red dot" award for high design quality and innovation.

reddot www.registration.pd.red-dot.de



STANDARD UNIT 1
8 x 9-10 x 2¼"
20 x 23-25 x 6cm



STANDARD UNIT 2
12 x 9-10 x 2¼"
31 x 23-25 x 6cm



STANDARD UNIT 3
12 x 9-10 x 2¼"
31 x 23-25 x 6cm



STANDARD UNIT 4
17 x 9-10 x 2¼"
42.5 x 23-25 x 6cm

RANDOM BUNDLE



JUMPER UNIT 1
8 x 9-10 x 4½"
20 x 23-25 x 11.4cm



JUMPER UNIT 2
12 x 9-10 x 4½"
31 x 23-25 x 11.4cm



JUMPER UNIT 3
12 x 9-10 x 4½"
31 x 23-25 x 11.4cm



JUMPER UNIT 4
17 x 9-10 x 4½"
42.5 x 23-25 x 11.4cm

JUMPER BUNDLE



LONG CORNER UNIT
17 ½ x 9-10 x 2 ¼"
45 x 23-25 x 5.7cm



SHORT CORNER UNIT
14 ½ x 9-10 x 2 ¼"
37.5 x 23-25 x 5.7cm



JUMPER CORNER UNIT
12 x 9-10 x 4 ½"
31 x 23-25 x 11.4cm



UNIVERSAL BASE UNIT
19 x 14 x 2"
48.2 x 35.5 x 5.5cm

CORNER BUNDLE

RAPID PILLAR SYSTEM



PILLAR UNIT
20 x 20 x 4½"
50 x 50 x 11.4cm

Pillar cap sold separately.

COPING

For Rivercrest Wall we recommend using Ledgestone 24" x 12" coping (page 143). For coping options see pages 140-147.



RIVERCREST FIREPIT KIT

See page 133 for more information.



LEFT

GRILL ISLAND: Sierra
PAVER: Artline™ (Sierra) with
 Town Hall® (Basalt) accent

RIGHT

PILLAR AND WALL: Limestone with
 Series™ (Black Granite) accent and
 LedgeStone™ (Grey) coping and
 pillar cap

BOTTOM

SEAT WALL AND WATER FEATURE:
 Limestone with Natural Stone
 (Stone Cliff Grey) coping
PAVER: Richcliff® (Dawn Mist and
 Pebble Taupe) with Courtstone®
 (Basalt) accent



LINEO® DIMENSIONAL STONE

COLORS*



ALMOND GROVE



LIMESTONE



SIERRA



MIDNIGHT CHARCOAL AVAILABLE IN PILLAR/CORNER UNIT ONLY



24 x 4 x 8"
60 x 10 x 20cm



20 x 4 x 8"
50 x 10 x 20cm



16 x 4 x 8"
40 x 10 x 20cm



12 x 4 x 8"
30 x 10 x 20cm



PILLAR UNIT / CORNER UNIT
16 x 4 x 8"
40 x 10 x 20cm

RANDOM BUNDLE

LINEO FIREPIT KIT Available in Almond Grove, Limestone and Sierra. See page 134 for more information.



LEDGESTONE® PILLAR CAP
28.5 x 28.5 x 3½"
72 x 72 x 9cm



UNIVERSAL BASE UNIT
19 x 14 x 2"
48.2 x 35.5 x 5.5cm

COPING

For Lineo Dimensional Stone pillar we recommend using Lineo 29" x 29" pillar cap.
For coping options we recommend using Natural Stone (page 83) or LedgeStone (page 143).



LEFT
WALL AND FIREPIT: Sierra
PAVERS: Beacon Hill™
 (Almond Grove) with Copthorne®
 (Basalt) accent

RIGHT
SEAT WALL AND PILLARS:
 Almond Grove

BOTTOM
GRILL ISLAND: Almond Grove
 with Copthorne (Basalt) accent



ESTATE WALL[®]

COLORS*



ALMOND GROVE



GRANITE



SIERRA



6" LARGE UNIT
15 (12½) x 6 x 9"
38 (32) x 15 x 23cm



6" MEDIUM UNIT
12½ (10) x 6 x 9"
32 (25) x 15 x 23cm



6" SMALL UNIT
10 (7½) x 6 x 9"
25 (19) x 15 x 23cm



6" CORNER
12½ x 6 x 9"
32 x 15 x 23cm



COPING UNIT
3 x 12 x 9 x 12"
7.5 x 30 x 22.8 x 30cm



COPING UNIT
3 x 12 x 11 x 12"
7.5 x 30 x 28 x 30cm

6" RANDOM BUNDLE

COPING BUNDLE



3" LARGE UNIT
15 (12½) x 3 x 9"
38 (32) x 7.5 x 23cm



3" MEDIUM UNIT
12½ (10) x 3 x 9"
32 (25) x 7.5 x 23cm



3" SMALL UNIT
10 (7½) x 3 x 9"
25 (19) x 7.5 x 23cm



3" CORNER
12½ x 3 x 9"
32 x 7.5 x 23cm



UNIVERSAL BASE UNIT
19 x 14 x 2"
48.2 x 35.5 x 5.5cm

3" RANDOM BUNDLE

COPING

For Estate Wall we recommend using Ledgestone 24" x 12" coping (page 143).
For coping options see pages 140-147.



NOTE: Structural retaining walls greater than 2' high require professional engineering.



LEFT

WATER FEATURE: Limestone with Copthorne® (Basalt) accent and Ledgestone™ (Grey) coping
PAVER: Copthorne (Basalt)



RIGHT

FIREPIT AND TV UNIT: Sandstone with Brussels Fullnose™ (Sandstone) coping
PAVER: Beacon Hill™ Flagstone (Bavarian) with Copthorne® (3 Color Blend) accent

BOTTOM

GRILL ISLAND: Sandstone with Series™ (Black Granite) accent and Brussels Fullnose (Sandstone) ledge
PAVER: Brussels Block® (Sandstone)



BRUSSELS DIMENSIONAL SYSTEM™

COLORS*



ALMOND GROVE



COFFEE CREEK



LIMESTONE



SANDSTONE



SIERRA



NEW YORK BLEND



15" UNIT
15 {12} x 4 x 8"
38.1 {30.5} x 10 x 20cm



12" UNIT
12 {9} x 4 x 8"
30.5 {22.9} x 10 x 20cm



9" UNIT
9 {6} x 4 x 8"
22.9 {15.2} x 10 x 20cm

WALL BUNDLE



STANDARD/CORNER
4 x 8 x 12"
10 x 20 x 30.5cm



TAPERED COPING
12 {9} x 3 x 12"
30.5 {22.9} x 7.6 x 30.5cm



UNIVERSAL BASE UNIT
19 x 14 x 2"
48.2 x 35.5 x 5.5cm

SUNSET FIREPIT KITS

AVAILABLE COLORS: Almond Grove, Limestone and Sierra.

Round



Square



See page 134 for more information.

NOTE: Structural retaining walls greater than 2' high require professional engineering.

COPING

For Brussels Dimensional System we recommend using Ledgestone 24" x 12" coping. See page 143 for color options.






TOP
Sierra XL with Concord Wall Coping

BOTTOM
Almond Grove with Concord Wall Step treads and coping
PAVER: Richcliff® (Pebble Taupe and Dawn Mist Blend)

OPPOSITE
Sierra with Concord Wall Coping
PAVER: Beacon Hill™ Flagstone (Steel Mountain) with Copthorne® (Burgundy Red) accent





CONCORD WALL™

COLORS*



ALMOND GROVE



GRANITE



SIERRA



XL UNIT
16 x 6 x 12"
40 x 15 x 30cm



TAPERED
8 x 6 x 12"
20 x 15 x 30cm



CORNER
12 x 6 x 8"
30 x 15 x 20cm



WEDGE CAP UNIT
3 1/8 x 9 3/4 {8 5/8} x 13"
8.6 x 24.8 x 33cm



COPING / STEP TREAD
24 x 3 x 12"
60 x 7.5 x 30cm



UNIVERSAL BASE UNIT
19 x 14 x 2"
48.2 x 35.5 x 5.5cm



Granite

ROMAN WALL[®]

COLORS*



ALMOND GROVE



GRANITE



SIERRA



TAPERED
8 x 6 x 12"
20 x 15 x 30cm



CORNER
12 x 6 x 8"
30 x 15 x 20cm



ROMAN CAP
9 3/4 x 3 1/3 x 13"
24.8 x 8.5 x 33cm



UNIVERSAL BASE UNIT
19 x 14 x 2"
48.2 x 35.5 x 5.5cm

FIREPIT KITS

RIVERCREST FIREPIT KIT This firepit kit is built with the Rivercrest® Wall. See page 123.



FIREPIT GRILL

Firepit grill is included and fits securely into the firepit.



BUFF



COASTAL SLATE

ROMANSTACK® FIREPIT KIT This firepit kit uses RomanStack. Accessories available, see page 135.



ALMOND GROVE



GRANITE



SIERRA

FIREPIT LID

Firepit lid is available and fits securely into firepit.



FIREPIT KITS

SUNSET FIREPIT KIT This firepit kit uses Brussels Dimensional System™ and is available in both round and square styles. See page 129.



ALMOND GROVE



LIMESTONE



SIERRA




SQUARE

LINEO® FIREPIT KIT This firepit kit uses Lineo Dimensional Stone. See page 125.



ALMOND GROVE



LIMESTONE



SIERRA

FIREPIT LID
Firepit lid is available and fits securely into the firepit.

FIREPIT KIT ACCESSORIES

The following accessories are available for any firepit kit.
CONTACT YOUR LOCAL TERRITORY MANAGER FOR DETAILS.



24" SWING AWAY GRILL



KETTLE WINCH



ACCESSORY POST WITH COLLAR

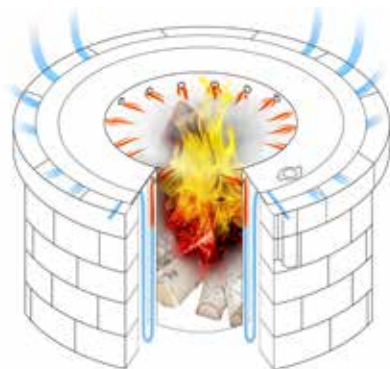
UNILOCK REDUCED SMOKE INSERT

UTILIZING ZENTRO TECHNOLOGY

There's nothing like relaxing around a fire to bring family and friends closer together. But with ordinary fires, smoke always blows in someone's face - usually yours. With Unilock Reduced Smoke Inserts, stinging eyes are a thing of the past. Zentro's patent-pending technology reburns smoke before it gets anywhere near your eyes. Say hello to good time and good-bye to smoke.



ZENTRO TECHNOLOGY FIREPIT INSERT



PRE-BUILT FIREPLACES



BELLA SPECIAL ORDER

The Bella pre-built fireplace is constructed from Rivercrest® Wall (page 123).



BARCELONA SPECIAL ORDER

The Barcelona pre-built fireplace is constructed from Brussels Dimensional System (page 129) available in Sierra with Umbriano® (page 87) accents.



TUSCANY SPECIAL ORDER

The Tuscany pre-built fireplace is constructed from Brussels Dimensional System™ (page 129) and Copthorne® (page 109) accents.



WOOD BOXES SPECIAL ORDER



HEARTH SPECIAL ORDER

FIRE FEATURES & WATER FEATURES



LINEO® DIMENSIONAL STONE

This contemporary firepit feature is built with Lineo Dimensional Stone (page 125) and LedgeStone™ coping (page 143).



U-CARA™

This custom fire feature is built using our new U-Cara Multi-Face Wall System (page 117) and Universal coping (page 145).



RIVERCREST WALL

The fire table above is built using Rivercrest Wall (page 123) and LedgeStone coping (page 143).



LINEO® DIMENSIONAL STONE

This contemporary water feature is built using Lineo Dimensional Stone (page 125) and Natural Stone (page 147).



RIVERCREST® WALL

This poolside water feature is built using Rivercrest® Wall (page 123) and Natural Stone (page 147) coping.



BRUSSELS DIMENSIONAL SYSTEM

The unique water feature above is built with Brussels Dimensional System and Brussels Fullnose™ (page 129) with LedgeStone pillar cap (page 143) and Copthorne® accent (page 111).



LOOKING FOR SOMETHING DIFFERENT? Speak to your contractor about using Unilock products to build a custom fire feature and water feature or pillar that's just right for your project.

GRILL ISLAND & PILLARS



LINEO® DIMENSIONAL STONE

This modern grill island is built using Lineo Dimensional Stone (page 125).



RIVERCREST® WALL

This exceptional grill island is built using Rivercrest Wall (page 123) with Umbriano® (page 87) accent.



U-CARA®

This unique grill is built using our new U-Cara Multi-Face Wall System (page 117) with Universal coping (page 145) and porcelain tile (page 85) counter-top.



U-CARA

The unique pillar and seat wall is built using our new U-Cara Multi-Face Wall System (page 117) and Universal coping (page 145) with Ledgestone™ pillar cap (page 143).



BRUSSELS DIMENSIONAL SYSTEM™

This double pillar entrance unit is built using Brussels Dimensional System (page 129) with Ledgestone pillar cap (page 143) and Town Hall® (page 107) accent.




RIVERCREST PILLAR UNIT

The pillar above is built using the Rivercrest Wall Rapid Pillar System (page 123) with Umbriano® (page 87) accent and Ledgestone (page 143) pillar cap.




LOOKING FOR SOMETHING DIFFERENT? Speak to your contractor about using Unilock products to build a custom grill island or pillar that's just right for your project.



WALLS

BORDERS & BANDING

Using contrasting colors and textures to band landscape walls and other vertical features is a popular design touch. These features can be coordinated with borders and banding in the paving portion of your project.





WALL Rivercrest Wall (Buff)
ACCENT Senzo™ (Castano)



WALL Brussels Dimensional System™ (Sierra)
ACCENT Cophthorne® (3 Color Blend)



WALL Lineo® Dimensional Stone (Limestone)
ACCENT Lineo Dimensional Stone (Midnight Charcoal)



WALL Estate Wall (Sierra)
ACCENT Cophthorne (3 Color Blend)



WALL Brussels Dimensional System™ (Limestone)
ACCENT Cophthorne (Basalt)



WALL Rivercrest® Wall (Coastal Slate)
ACCENT Series™ (Black Granite)



WALL U-Cara (Opal) Smooth Face
ACCENT U-Cara (Black Granite) Series Finish



WALL U-Cara (Summer Wheat) Umbriano® Finish
ACCENT Town Hall (Burnt Clay)



WALL U-Cara (Bavarian) Pitched Face
ACCENT U-Cara (Tuscany) Smooth Face



Wall - U-Cara Steel Mountain (Pitched) with Opal (Smooth) accent and Universal Coping (Light Grey)
Paver - Umbriano (French Grey) with Town Hall (Basalt) accent



UNILOCK® COLLECTION OF

STEPS, TREADS & COPING

From classic, fullnose shapes to pitched-face edges, our steps, treads and coping offer a wide variety of choices for the finishing touch on your project.



LEFT
Ledgestone Fullnose Buff
with Brussels Dimensional System™
(Sierra)



RIGHT
Ledgestone Step Buff

BOTTOM
Ledgestone Coping Buff with
Brussels Dimensional System
(Limestone)



LEDGESTONE™ STEPS & COPING

COLORS*



BUFF



GREY

TECHNICAL ADVANTAGES

STONEMARK™

Naturally detailed surface

REALA™ TECHNOLOGY

Cast from natural stone

COPING UNIT
24 x 12 x 2¾"
61 x 30.5 x 7cm



36" STEP SPECIAL ORDER
36 x 18 x 6"
91.4 x 45.7 x 15.2cm



CLOSED END COPING
24 x 12 x 2¾"
61 x 30.5 x 7cm



48" STEP
48 x 24 x 6"
122 x 61 x 15.2cm



LARGE COPING UNIT
NEW FOR 2019
30 x 13½ x 2¾"
122 x 61 x 7cm



72" STEP SPECIAL ORDER
72 x 24 x 6"
183 x 61 x 15.2cm



LARGE CLOSED END COPING
NEW FOR 2019
30 x 13½ x 2¾"
122 x 61 x 7cm



FULLNOSE COPING
NEW SIZE
24 x 12 x 2⅝"
61 x 30.5 x 6cm



LEDGESTONE PILLAR CAP

24" PILLAR CAP
24 x 24 x 3½"
60 x 60 x 9cm

28" PILLAR CAP
28.5 x 28.5 x 3½"
72 x 72 x 9cm





Limestone



Sandstone with Courtstone accent

BRUSSELS FULLNOSE™ TUMBLED & CLASSIC

COLORS*



ALMOND GROVE



BAVARIAN



CHARCOAL



COFFEE CREEK



LIMESTONE



NEW YORK



SANDSTONE



SIERRA



STANDARD
6 x 12 x 2 3/4"
15 x 30 x 7cm



Universal Coping - Light Grey




Architectural Pillar Cap - Light Grey

UNIVERSAL COPING & ARCHITECTURAL PILLAR CAP

COLORS*



TAN



LIGHT GREY



MIDNIGHT CHARCOAL



COPING
19 x 14 x 2³/₄"
48.2 x 35.5 x 7cm



PILLAR CAP
28 x 28 x 4"
71 x 71 x 10cm

TECHNICAL ADVANTAGES

ENDURACOLOR™

Refined surface and long-lasting color



Almond Grove



Almond Grove

CONCORD® WALL

ESTATE WALL® COPING

COLORS*



ALMOND GROVE



GRANITE



SIERRA



COPING / STEP TREAD
24 x 3 x 12"
60 x 7.5 x 30cm



WEDGE CAP UNIT
3 1/2 x 9 3/4 {8 5/8} x 13"
8.6 x 24.8 x 33cm

COLORS*



ALMOND GROVE



GRANITE



SIERRA



COPING UNIT
3 x 12 x 9 x 12"
7.5 x 30 x 22.8 x 30cm



COPING UNIT
3 x 12 x 11 x 12"
7.5 x 30 x 28 x 30cm

COPING BUNDLE



Black River Coping and Pillar Cap



Indian Coast Steps and Coping

NATURAL STONE COPING & STEPS

COLORS*



AUTUMN HARVEST



STONE CLIFF GREY



INDIAN COAST



BLACK RIVER



NATURAL EDGE COPING 4'
48 x 12 x 2"
120 x 30 x 5cm

48 x 16 x 2"
120 x 40 x 5cm



FULLNOSE COPING 4'
48 x 12 x 2"
120 x 30 x 5cm

NATURAL EDGE COPING 6'
72 x 12 x 2"
183 x 30 x 5cm

72 x 16 x 2"
183 x 40 x 5cm



NATURAL EDGE STEP 4'
48 x 16 x 2"
120 x 40 x 5cm

FULLNOSE COPING 6'
72 x 12 x 2"
183 x 30 x 5cm

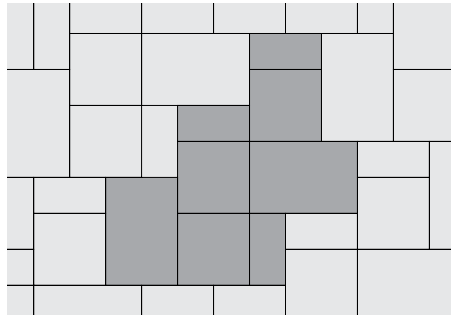
NATURAL EDGE STEP 6'
72 x 16 x 6"
183 x 40 x 15cm



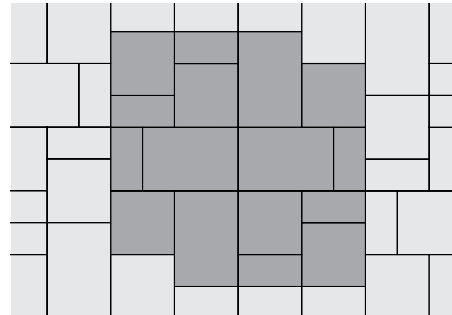
24" PILLAR CAP
24 x 24 x 2½"
60 x 60 x 6.5cm

28" PILLAR CAP
28.5 x 28.5 x 3"
72 x 72 x 7.5cm

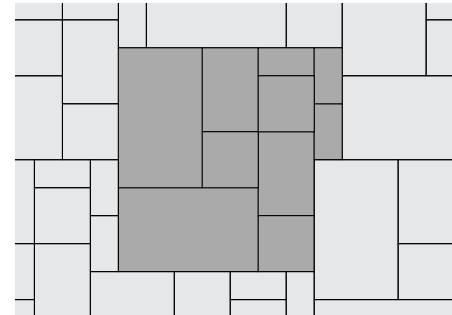
POPULAR LAYING PATTERNS



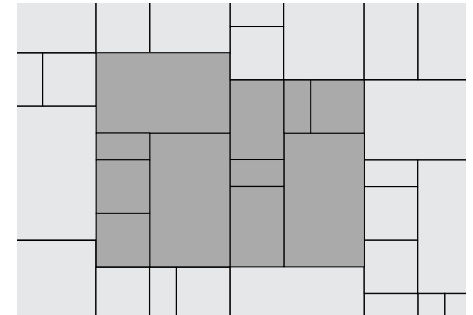
BEACON HILL™ / BRISTOL VALLEY™ RANDOM A
40% Large Rec, 40% Square, 20% Small Rec




BEACON HILL / BRISTOL VALLEY RANDOM B
40% Large Rec, 40% Square, 20% Small Rec



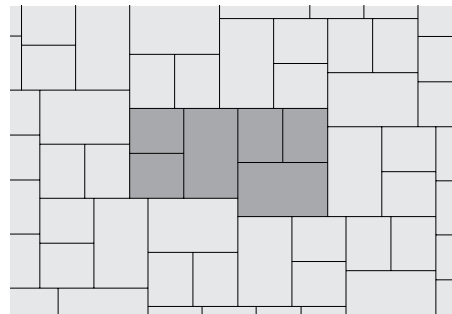
BEACON HILL / BRISTOL VALLEY G -
50% Random Bundle, 50% XL Unit



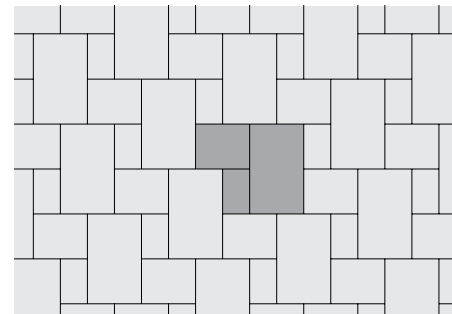
BEACON HILL / BRISTOL VALLEY H -
40% Random Bundle, 60% XL Unit



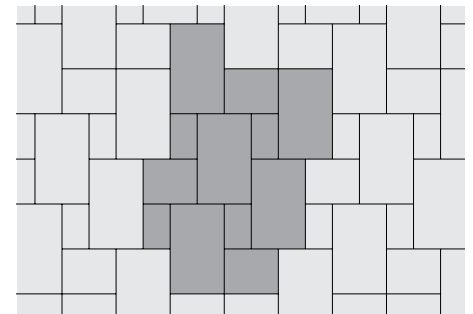
ARTLINE™ RANDOM - 100% Random Bundle




BRUSSELS BLOCK™ AC - 50% XL, 50% Standard



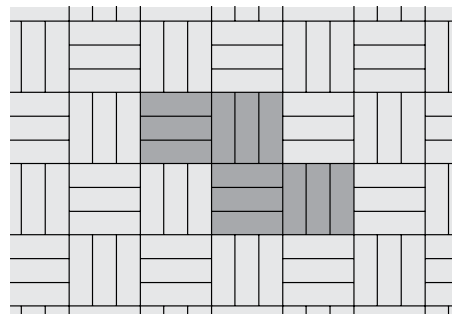
BRUSSELS BLOCK™ Y - 57% XL, 29% Standard,
14% Half




BRUSSELS BLOCK™ Z - 67% XL, 20% Standard,
13% Half




ECO-PRIORA™ D - 33% 5 x 5", 67% 5 x 10"




COPTHORNE™ A - 100% Standard




COPTHORNE™ A - 100% Standard



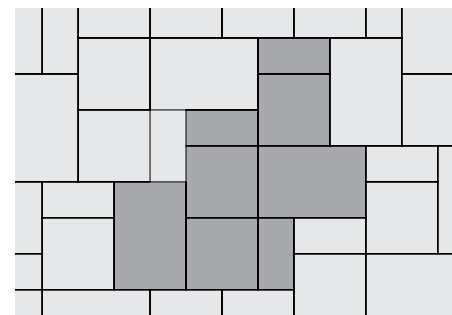
COURTSTONE™ - 100% Random Bundle



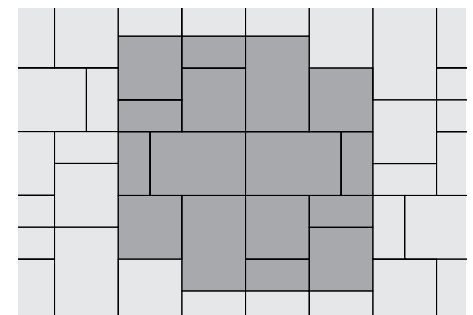
MATTONI™ A - 100% Standard



MATTONI™ B - 100% Standard

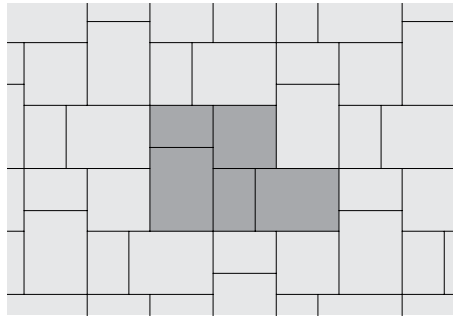


SERIES™ 6 cm RANDOM A - 100% Random

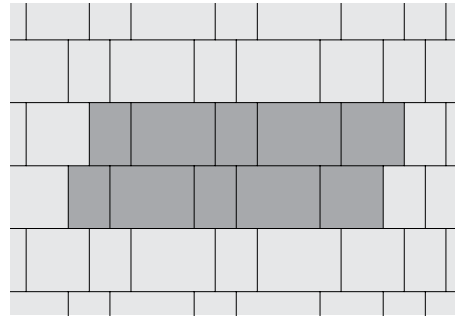


SERIES 6 cm RANDOM B - 100% Random

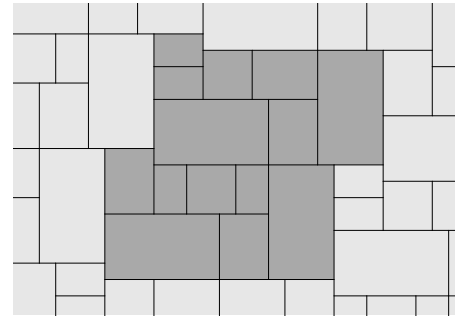
POPULAR LAYING PATTERNS



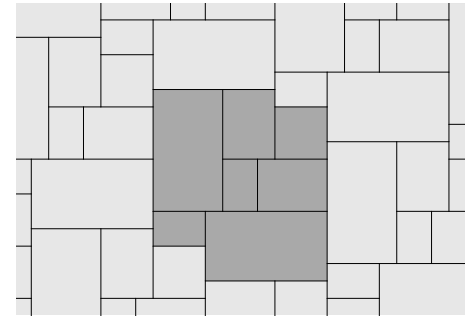
RICHCLIFF A - 100% Random



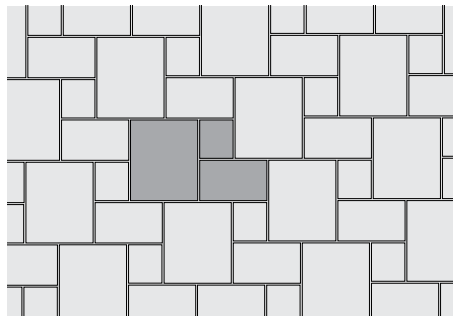
RICHCLIFF B - 100% Random




RICHCLIFF E - 45% Random Bundle,
55% Large Rectangle



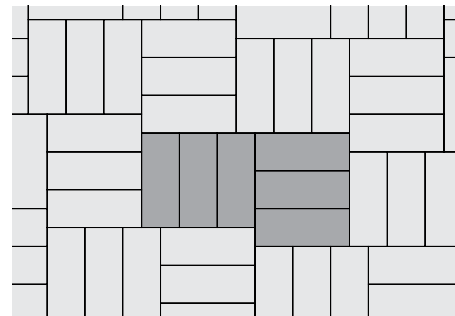
RICHCLIFF F - 45% Random Bundle,
55% Large Rectangle



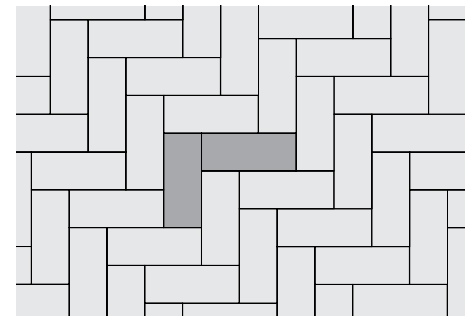
THORNBURY A - 100% Random



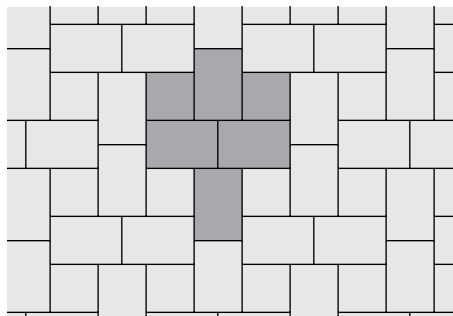
THORNBURY C - 100% Random



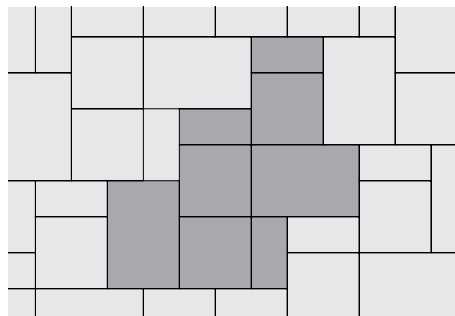
TOWN HALL A - 100% Standard



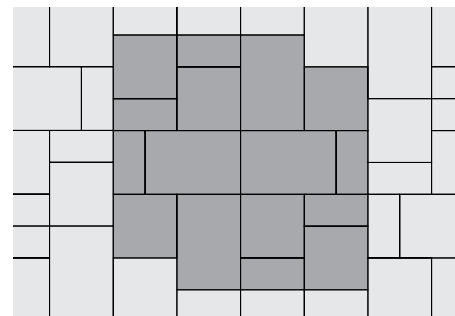
TOWN HALL B - 100% Standard




TRANSITION L - 75% Large Rectangle,
25% Square



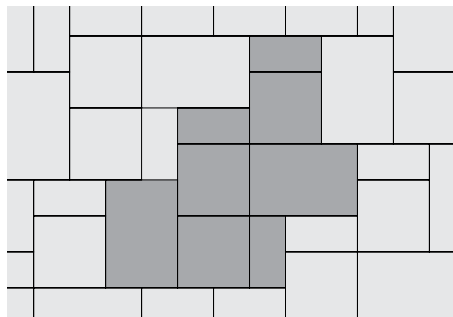
TREO RANDOM A - 100% Random



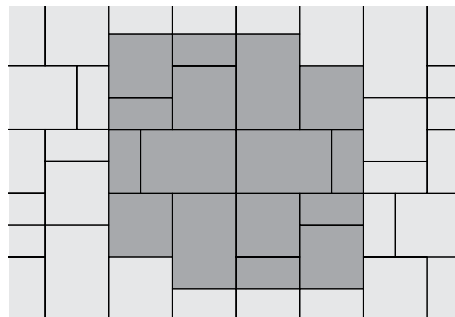
TREO RANDOM B - 100% Random




TRIBECA COBBLE - 100% Random



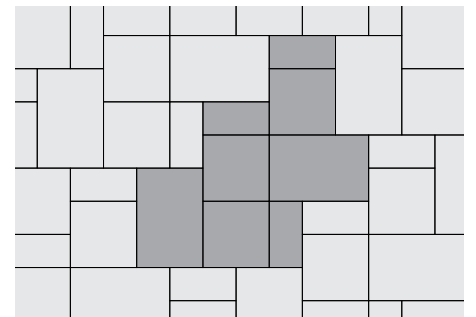
UMBRIANO 6 cm RANDOM A - 100% Random



UMBRIANO 6 cm RANDOM B - 100% Random



UMBRIANO A - 57% 16 x 16, 29% 8 x 16,
14% 8 x 8



WESTPORT A - 100% Random

INDEX

PAVERS AND WALLS

Antara®	50
Architectural Pillar Cap	145
Artline™	79...6, 9, 13, 17
Beacon Hill™ Flagstone	65...19-20
Beacon Hill™ Smooth	69...14, 46, 114
Bristol Valley®	73...9
Brussels Block®	49...7, 13, 23
Brussels Dimensional System™	129...5, 10, 13, 17, 20
Brussels Fullnose™	144...13
Camelot™	51
Cassova®	50
Concord Wall™	131
Concord Wall Coping & Cap	146
Cophorne®	109...7, 9, 12-13, 20
Courtstone®	101...7, 20-21, 23-24
Eco-Priora™	52
Estate Wall®	127...20
Estate Wall Coping	146
Hollandstone™	53
Ledgestone™	143...6, 10, 13, 17, 19
Lineo® Dimensional Stone	125...4, 10, 13
Mattoni	77...18
Natural Stone	83...4-5, 11, 25
Natural Stone Coping & Steps	147...6
Porcelain Tile	85
Richcliff®	97...5, 10, 15
Rivercrest® Wall	123...2-3, 5, 9, 16, 19, 23
Roman Wall®	132
Senzo™	95
Series™	91...9, 10, 17
Thornbury™	63...14, 22, 24
Transition™	61
Treo® Classic	54
Treo® Premier	57
Tribeca Cobble™	93...12, 25
Town Hall®	105...7, 16, 20-21, 23
U-Cara®	117...8, 11, 17, 114
Umbriano®	87...2-3, 7-9, 16-18, 20, 22
Universal Coping	145...114
Westport™	55

TOPICS OF INTEREST

Borders and Banding, Pavers	112-113
Borders and Banding, Walls	138-139
Classic	28
ColorFusion™	29...79, 87, 121
Construction 101	30
Coping	140-147
EnduraColor™	28
Elegance™	28
EasyClean™	29...55, 73, 79, 87, 95
Firepits	133-135...5, 8, 10, 17
Fireplaces	135...10, 20
Grill Islands	137...10, 16
Joint Material	31
Laying Patterns	148-149
Maintenance	33
Outdoor Idea Center	42
Permeable Pavers	32...52, 63, 93, 107
Pillars	137...9, 13, 23
Design	40...39
Reala™	29...97, 101, 105, 109, 123, 143
Retaining Walls	115-132...2, 10, 18-19
Sealing	33
Steps	140-147
Ultima™	29...97, 101, 105, 109
Water Features	136...13, 17



ON THE COVER

PAVER: Beacon Hill Smooth (Steel Mountain) with Town Hall (Basalt) accent

SEAT WALL: U-Cara (Steel Mountain Pitched Face) with U-Cara (Opal Smooth Face) accent and Universal Coping (Light Grey) with Ledgestone (Light Grey) pillar cap

FIREPIT: U-Cara (Opal Smooth Face)

Unilock Ltd. and Hengestone Holdings, Inc. are the owners or authorized users of all trademarks used in this publication unless otherwise specified.

Senzo™ and Umbriano® are trademarks of Metten Stein + Design GmbH & Co KG used under license by Unilock®.

Measurements throughout this portfolio are nominal.

Not all products shown are available at all Unilock locations. Log on to Unilock.com for availability.

*Colors shown in this catalog should be used only as a guide. Colors should always be chosen from actual samples. Contact your local Unilock representative for color availability in your area.

©2019 Hengestone Holdings, Inc.

Quality

FOR US, IT'S PERSONAL

Over 40 years ago, our founder stumbled upon a unique little European product called the Uni-Stone. Intrigued by the benefits of this revolutionary paving method, he decided to license the product and bring the concept to North America. He purchased a basic paver machine from Europe and hired a small staff to produce the stones.



Founder Ed Bryant - circa 1972

In those days, most sales of Unilock® were to large-scale commercial properties and streetscapes. Any lapse in quality would be costly and would jeopardize our owner's personal reputation. So quality was of paramount importance.

From these humble beginnings, through to the multinational company we are today, Unilock has remained a family-owned company that puts quality first. For us, it's not just a matter of dollars and cents, it's our personal reputation that's on the line. Our customers - Homeowners, Contractors, Landscape Designers and Architects, across North America - can rely on us to supply them with **quality product every time.**



We provide a Transferable Lifetime Guarantee on the structural integrity of our paving stones, slabs and retaining wall units for residential use. Any materials installed and maintained to our guidelines, and subject to normal wear, that prove defective, will be replaced without cost. Color matching cannot be guaranteed and replacement labor is not included.

UNILOCK[®]

DESIGNED TO CONNECT.™

UNILOCK.COM | 1-800-UNILOCK

BOSTON
(508) 278-4536

BUFFALO
(716) 822-6074

CHICAGO
(630) 892-9191

MILWAUKEE
(262) 742-3890

KANSAS
(913) 417-7985

MICHIGAN
(248) 437-7037

NEW YORK
(845) 278-6700

MID-ATLANTIC
(202) 798-2060

ONTARIO
(416) 646-9000

OHIO / WESTERN PA
(330) 927-4000

CINCINNATI / KY / TN
(513) 202-0219

